

COMPANY PROFILE

SpareBank 1 Nord-Norge

Tromsø, Norway

Table of Contents:

COMPANY OVERVIEW	1
FINANCIAL HIGHLIGHTS (AS REPORTED)	2
BUSINESS ACTIVITIES	3
DISTRIBUTION CAPACITY AND MARKET SHARE	5
OWNERSHIP AND STRUCTURE	6
Ownership Structure	7
COMPANY MANAGEMENT	8
COMPANY HISTORY	9
PEER GROUP	11
RELATED WEBSITES AND INFORMATION SOURCES	11
MOODY'S RELATED RESEARCH	12

Analyst Contacts:

LONDON	+44.20.7772.5454
Efthymia Tsotsani	+44.20.7772.1712
Analyst	
effie.tsotsani@moodys.com	
Malika Takhtayeva	+44.20.7772.8662
Associate Analyst	
malika.takhtayeva@moodys.com	

Company Overview

SpareBank 1 Nord-Norge is a regional savings bank in northern Norway that provides retail and corporate customers with a range of banking products and services, including finance, savings, insurance and payment transmission services. As of 30 September 2015, its consolidated assets totalled NOK84.5 billion (€8.8 billion).

SpareBank 1 Nord-Norge is one of the founding members of the SpareBank 1 Alliance. The alliance is coordinated through SpareBank 1 Gruppen AS, a holding company owned collectively by SpareBank 1 Nord-Norge, SpareBank 1 SR-Bank ASA, SpareBank 1 SMN, Sparebanken Hedmark, Bank 1 Oslo Akershus AS, Samarbeidende Sparebanker (a group of savings banks) and the Norwegian Confederation of Trade Unions and affiliated trade unions. As of year-end 2014, the total assets of SpareBank 1 Alliance amounted to NOK808.4 billion (€89.3 billion).

SpareBank 1 Gruppen AS encompasses joint product companies (including fund management and life and non-life insurance businesses), and provides for joint marketing and the development of common IT and internet platforms.

The bank was established via a series of mergers over 1989–92, starting with the 1989 merger of Sparebanken Nord and Tromsø Sparebank.

As of 30 September 2015, the 10 largest holders of SpareBank 1 Nord-Norge's equity certificates (ECs) accounted for 22.6% of its ECs. As of that date, the largest holder was Pareto Aksje Norge, with a 5.1% stake. The bank's ECs are listed on the Oslo Stock Exchange (Stock code: NONG).

Note: Currency converted using exchange rate of NOK–€0.10452, as of 30 Sep 2015

Source: Company Reports (annual report Dec 2014 and Dec 2007, Q3 presentation Sep 2015, quarterly report Q3 Sep 2015), Company data, www.oanda.com, Moody's research, Oslo Stock Exchange

This report, exclusively provided to you by Moody's, presents a convenient summary of as reported, publicly available information. The information is not adjusted for Moody's analytic purposes. For Moody's Ratings, Opinion and Analytics on this company, please [Click here](#). To access the latest Moody's Credit Opinion on this company, please [Click here](#).

Financial Highlights (as Reported)

Note: The financials presented below are those reported by the entity and are not adjusted for Moody's analytic purposes. For Moody's generated ratios on SpareBank 1 Nord-Norge, please see <[SpareBank 1 Nord-Norge page on moodys.com](#)>.

EXHIBIT 1

Latest Full-Year Results

SpareBank 1 Nord-Norge

(in NOK Million)	31-Dec-14	31-Dec-13	31-Dec-12	% Change 14/13	% Change 13/12
NOK/€, Period end	0.11040	0.11863	0.13543	–	–
Total Assets	83,188	77,520	75,329	7.31	2.91
Total Shareholders' Equity	9,343	8,502	6,881	9.89	23.56
Shareholders' Equity excluding Minority Interest	9,328	8,479	6,859	10.01	23.62
Regulatory Capital	9,683	8,069	7,270	N/M	10.99
Tier 1 Ratio (%)	13.70	13.42	12.11	N/M	131 bps
Net Income	1,095	967	595	13.24	62.52
Net Income Attributable to Equity Holders	1,096	966	595	13.46	62.35

Notes: 1) Based on consolidated financial data

2) "Regulatory Capital" and "Tier 1 Ratio" for Dec 2014 are stated in accordance with the Basel III transitional framework, while the corresponding figures for Dec 2013 and Dec 2012 are stated in accordance with the Basel II framework.

Source: Moody's research, www.oanda.com

EXHIBIT 2

Latest Nine-Month Results

SpareBank 1 Nord-Norge

(in NOK Million)	30-Sep-15	30-Sep-14	% Change 15/14
NOK/€, Period end	0.10452	0.12211	–
Total Assets	84,495	80,621	4.81
Total Shareholders' Equity	9,714	9,336	4.05
Shareholders' Equity excluding Minority Interest	9,690	9,317	4.00
Regulatory Capital	9,747	9,414	3.54
Tier 1 Ratio (%)	14.20	13.24	100 bps
Net Income	738	1,061	(30.44)
Net Income Attributable to Equity Holders	739	1,062	(30.41)

Note: Based on consolidated financial data

Source: Quarterly report Q3 Sep 2015, Moody's research, www.oanda.com

This publication does not announce a credit rating action. For any credit ratings referenced in this publication, please see the ratings tab on the issuer/entity page on www.moodys.com for the most updated credit rating action information and rating history.

Business Activities

SpareBank 1 Nord-Norge is a regional savings bank that offers a range of banking products and services to retail and corporate customers. It also provides various products and services through both its subsidiaries and the product companies within SpareBank 1 Gruppen AS. These include trading and asset management services (SpareBank 1 Nord-Norge [SNN] Forvaltning ASA), leasing and secured financing facilities (SpareBank 1 Finans Nord-Norge AS) and real estate brokerage (EiendomsMegler 1 Nord-Norge AS).

The bank organises its business activities through the following five segments: Retail Banking; Corporate; Leasing; Markets; and Unallocated. For the financial year ending 31 December 2014 (2014), the largest contributor to the bank's total income was the Retail Banking segment (49.5%).

Retail Banking: This segment provides its retail customers with financing products and services, including deposit-taking, loans, credit cards and payment transmission services. In addition, it offers savings and insurance products (life and non-life). As SpareBank 1 Nord-Norge originated as a savings bank, its core business is the retail market. As of 31 December 2014, 58.9% of its total loans (excluding loans transferred to the alliance's jointly owned covered bond companies) were to retail customers.

Corporate: This segment mainly provides services to corporates, primarily small and medium-size enterprises, and public-sector clients. It provides a range of financial solutions, such as deposit-taking and finance activities, as well as remittance facilities, factoring, foreign exchange, pensions, credit cards, point-of-sale and payment terminals, leasing, operating credit and insurance products. As of 31 December 2014, 41.1% of the bank's total loans were to corporates.

Leasing: This segment includes leasing operations and secured loan financing.

Markets: This segment comprises the customer-oriented business of the bank's former capital markets section, SpareBank 1 Nord-Norge Securities, and the bank's savings and investment advisers. The services offered include trading in securities, bonds and derivatives; asset management and investment advisory through SNN Forvaltning ASA; and capital market services such as valuations of both listed and unlisted firms. It also offers currency and fixed-income products and services, including currency hedging, spot trading, currency trading, currency financing, commercial papers and bonds.

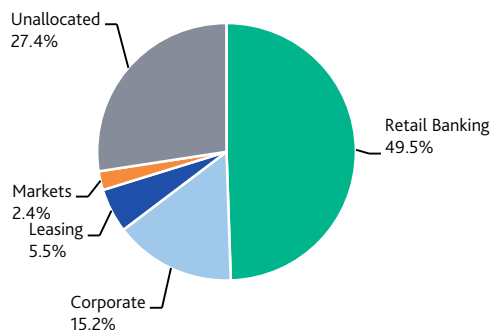
Unallocated: This segment comprises the bank's own investment activities and other activities that cannot be allocated to other segments.

Source: Company Reports (annual report Dec 2014, quarterly report Q3 Sep 2015, Q3 presentation Sep 2015), Company data, Moody's research

EXHIBIT 3

Business Segment

(% of Total Income, consolidated, for 2014)

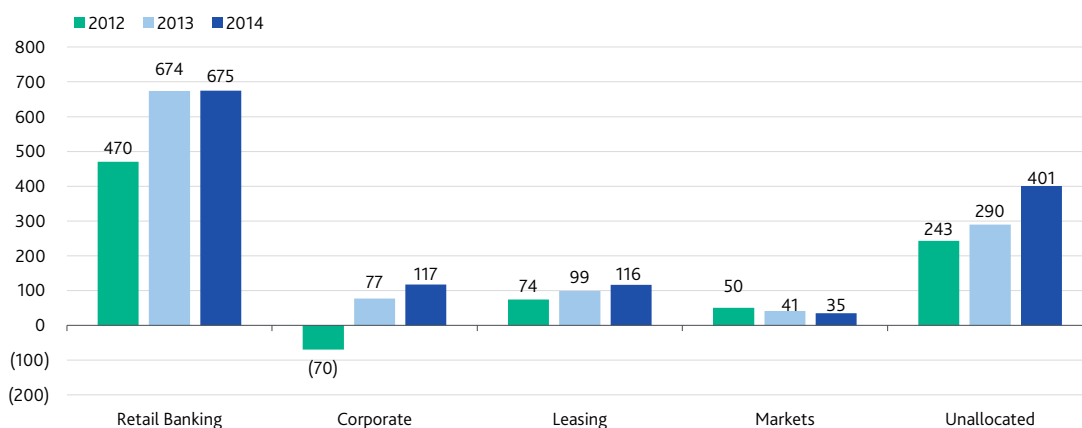


Source: Company Report (annual report Dec 2014, Pg: 58)

EXHIBIT 4

Pre-Tax Profit per Business Segment

(consolidated, in NOK Million)



Source: Company Reports (annual report Dec 2014, Pg 58; and Dec 2013, Pg: 56)

SpareBank 1 Nord-Norge's gross loan portfolio (excluding loans transferred to SpareBank 1 Boligkreditt) according to sector was as follows:

EXHIBIT 5

SpareBank 1 Nord-Norge

Gross Loans By Sector (%)	31-Dec-14	31-Dec-13
Real estate activities	12.4	12.4
Transportation and storage	5.6	6.3
Manufacturing	2.7	2.9
Fishing	4.0	2.9
Wholesale and retail trade; repair of motor vehicles and motorcycles	1.7	2.0
Activities auxiliary to financial services and insurance activities	1.2	1.7
Crop and animal production	1.7	1.7

EXHIBIT 5

SpareBank 1 Nord-Norge

Gross Loans By Sector (%)	31-Dec-14	31-Dec-13
Electricity, gas, steam and air conditioning supply	1.1	1.5
Construction	1.6	1.4
Development of building projects	1.3	1.4
Other service industries	1.1	1.3
International shipping and pipeline transport	1.2	1.2
Other business support activities	1.0	1.0
Marine aquaculture	1.0	1.0
Professional, scientific and technical activities	1.0	0.9
Accommodation and food service activities	0.8	0.6
Water supply; sewerage, waste management and remediation activities	0.4	0.5
County municipalities and municipalities	0.6	0.4
Foreign industrial	0.3	0.2
Information and communication	0.1	0.3
Mining and quarrying	0.1	0.1
Support activities for petroleum and natural gas extraction	0.0	0.0
Forestry and logging	0.0	0.0
Building of ships and boats	0.2	0.0
Central government and social security funds	0.0	0.0
Extraction of crude oil and natural gas	0.0	0.0
Financial and insurance activities	0.0	0.0
Total corporate sector	41.1	41.7
Retail sector (domestic and international)	58.9	58.3
Gross Loans	100.0	100.0

Note: Excluding loans transferred to SpareBank 1 Boligkreditt and SpareBank 1 Naeringskreditt

Source: Company Report (annual report Dec 2014)

Distribution Capacity and Market Share

SpareBank 1 Nord-Norge is a regional savings bank that operates mainly in northern Norway, principally in the regions of Finnmark, Troms, Nordland and Svalbard. As of 30 September 2015, SpareBank 1 Nord-Norge operated through a network of 59 local branches (31 December 2014: 66).

In September 2010, SpareBank 1 Nord-Norge commenced its branch banking operations in Russia through its acquisition of 75% of North-West 1 Alliance Bank (NW1AB) in partnership with Bank Tavrichesky OJSC (Bank Tavrichesky), which holds the remaining 25% stake. However, the bank has reduced its total exposure in Russia by more than NOK 300 million since 2013 to NOK452 million as of 30 September 2015 and currently an exit strategy is under implementation due to the challenging macroeconomic environment in the country. Bank Tavrichesky is based in north-western Russia, mainly services medium-size corporate customers, while NW1AB is headquartered in St. Petersburg and has an office in Murmansk.

SpareBank 1 Nord-Norge benefits from the nationwide distribution network of SpareBank 1 Alliance, which comprised nearly 350 branches throughout Norway as of 30 September 2015. In addition, the bank distributes its offerings through a number of alternative channels, including ATMs and telephone and internet banking.

Moody's estimates that SpareBank 1 Nord-Norge held a market shares of around 32% in terms of deposits and 16% in terms of loans in the three most northerly counties in Norway, as of 31 December 2014 (the total deposits in these counties are according to Statistics Norway). Furthermore, as of that date, the bank's shares of the national market were around 1.4% in terms of total lending and 2.4% in terms of total deposits, according to Statistics Norway.

In terms of consolidated financials as of 31 December 2014, the bank's position among the top 10 banks in Norway was as follows:

EXHIBIT 6

Comparative Positions of Largest Norwegian Banks as of 31 December 2014

Assets	(In NOK Million)
1. DNB Bank-konsernet	2,361,990
2. Nordea Bank Norge	649,740
3. Danske Bank	276,100
4. Handelsbanken	196,600
5. SpareBank 1 SR-Bank	174,926
6. Sparebanken Vest	147,070
7. SpareBank 1 SMN	126,047
8. Santander Consumer Bank	96,252
9. Sparebanken Sør	94,062
10. SpareBank 1 Nord-Norge	85,188

Source: Company Reports (annual report Dec 2014, quarterly report Q3 Sep 2015, Q3 presentation Sep 2015), Company data, Norwegian Financial Services Association, Moody's research

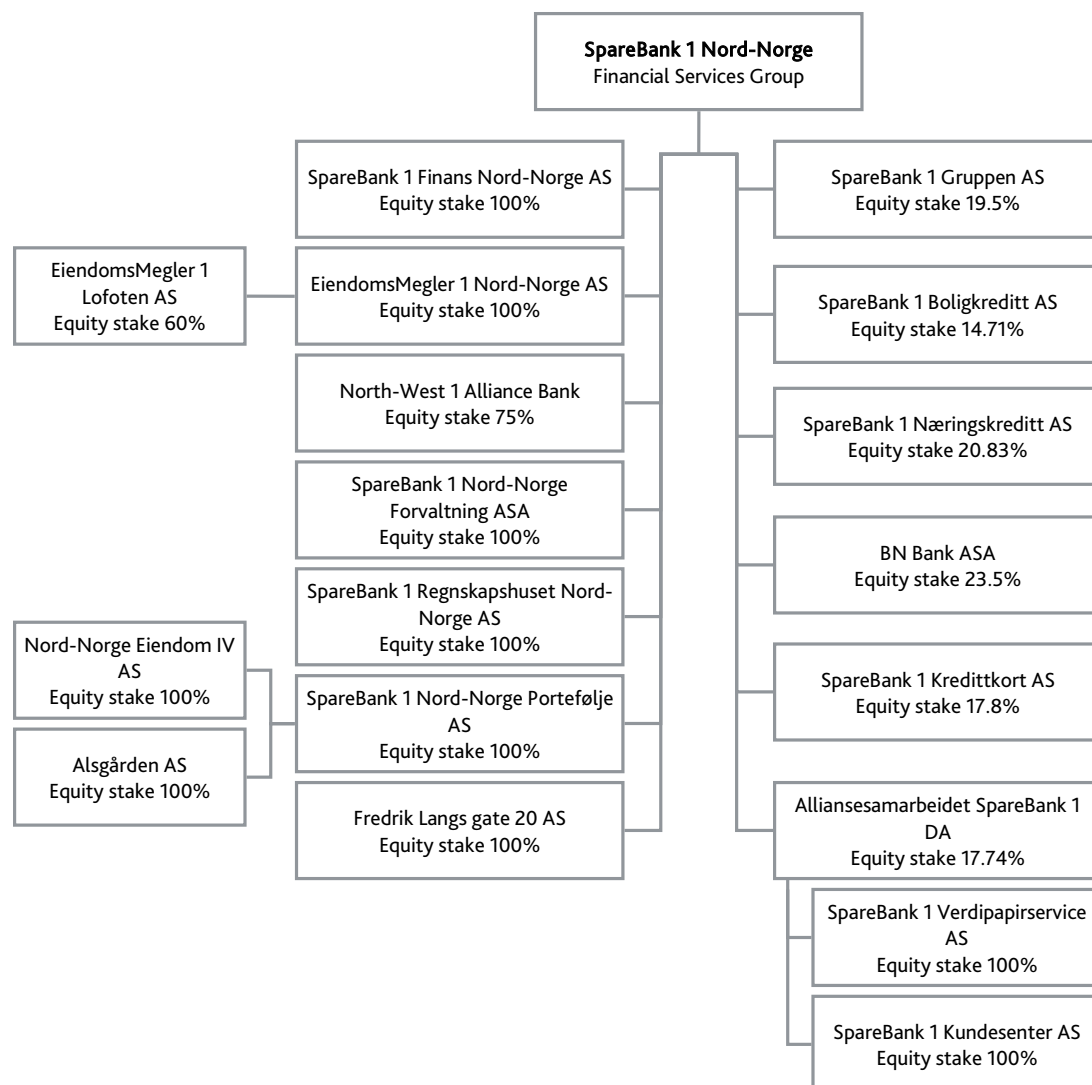
Ownership and Structure

As a Norwegian savings bank, SpareBank 1 Nord-Norge has a specific ownership structure, being an independent foundation with EC holders rather than with shareholders or traditional owners. The main difference between ECs and shares is that ECs give ownership rights to specific parts of a bank's capital. In addition, the governing bodies of a savings bank have a broader representation than those of a commercial bank. In July 2009, however, certain amendments to legislation reduced the differences between ECs and shares.

The bank's ECs are traded on the Oslo Stock Exchange, which is regulated by Finanstilsynet (Stock code: NONG). As of 30 September 2015, SpareBank 1 Nord-Norge had 100,398,016 ECs in issue. No single entity held more than 6% of its ECs. Its largest holder, Pareto Aksje Norge, held a 5.1% stake. As of that date, the 10 largest EC holders jointly accounted for 22.6% of the ECs issued by the bank, while the top 20 accounted for 31.4%.

Source: Company Reports (annual report Dec 2014 and Dec 2009, quarterly report Q3 Sep 2015, presentation Q3 Sep 2015), www.finanstilsynet.no, Oslo Stock Exchange, Moody's research

EXHIBIT 7

Organisational Chart as of 30 September 2015

Source: Company Reports (Q3 presentation Sep 2015)

Ownership Structure

As of 30 September 2015, SpareBank 1 Nord-Norge's top 10 EC holders were as follows:

EXHIBIT 8

SpareBank 1 Nord-Norge

Top 10 EC Holders	Number of ECs	% Held
Pareto Aksje Norge	5,150,257	5.13
Verdipapirfondet DnB Norge (IV)	3,799,911	3.78
MP Pensjon PK	2,690,503	2.68
FLPS – Princ All Sec Stock Sub	2,164,000	2.16

EXHIBIT 8

SpareBank 1 Nord-Norge

Top 10 EC Holders	Number of ECs	% Held
State Street Bank and Trust Co. Client Omnibus	1,989,744	1.98
Wimoh Invest AS	1,614,670	1.61
Sparebankstiftelsen SpareBank 1 Nord-Norge	1,411,606	1.41
Forsvarets Personellservice	1,367,930	1.36
Pareto AS	1,270,659	1.27
BNY Mellon SA/NV BNYM SA/NV US BANK	1,252,491	1.25

Source: Company Report (quarterly report Q3 Sep 2015)

Company Management

Company Directors	Current Title
Jan-Frode Janson	SpareBank 1 Nord-Norge: Chief Executive Officer
Liv B. Ulriksen	SpareBank 1 Nord-Norge: Senior Group General Manager, Operations (COO)
Geir Andreassen	SpareBank 1 Nord-Norge: Senior Group General Manager, Risk Management and ICT (CRO)
Rolf Eigil Bygdnes	SpareBank 1 Nord-Norge: Senior Group General Manager and Chief Financial Officer
Petter Høiseth	SpareBank 1 Nord-Norge: Senior Group General Manager, Group Functions
Trond Hanssen	SpareBank 1 Nord-Norge: Regional Senior Group General Manager (Finnmark)
Christian Overvaag	SpareBank 1 Nord-Norge: Regional Senior Group General Manager (Troms)
Trude Glad	SpareBank 1 Nord-Norge: Regional Senior Group General Manager (Salten)
Lasse Hagerupsen	SpareBank 1 Nord-Norge: Regional Senior Group General Manager (Hålogaland)
Hanne Nordgaard	SpareBank 1 Nord-Norge: Regional Senior Group General Manager (Helgeland)

As of 20 Nov 2015

Board of Directors	Affiliation
Karl Erik Schjøtt Pedersen	SpareBank 1 Nord-Norge: Chairman of the Board of Directors
Pål Andreas Pedersen	SpareBank 1 Nord-Norge: Deputy Chairman of the Board of Directors; University of Nordland: Rector
Hans Tore Bjerkås	SpareBank 1 Nord-Norge: Member of the Board of Directors
Sonja Dønne	SpareBank 1 Nord-Norge: Member of the Board of Directors; IT Partner Helgeland: Managing Director
Anita Persen	SpareBank 1 Nord-Norge: Member of the Board of Directors; Finnmark Kontorservice: Managing Director
Ingvild Myhre	SpareBank 1 Nord-Norge: Member of the Board of Directors; Rådgiverne Los: Partner
Greger Mannsverk	SpareBank 1 Nord-Norge: Member of the Board of Directors; University of Nordland: Managing Director
Vivi Ann Pedersen	SpareBank 1 Nord-Norge: Member of the Board of Directors (Employee Representative)

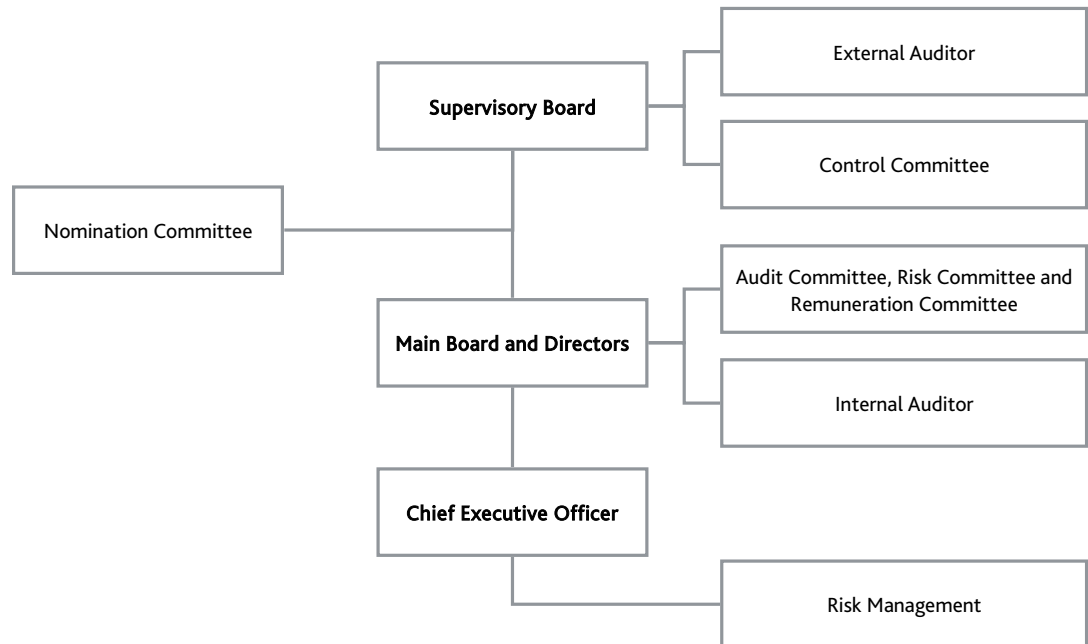
As of 20 Nov 2015

As a savings bank, SpareBank 1 Nord-Norge is required to have a supervisory board, an audit committee and a board of directors. Its statutory supervisory board comprises 40 members and 26 substitute members, who represent EC holders (16 members and eight substitute members), county councils (four members and four substitute members), depositors (12 members and six substitute members) and employees (eight members and eight substitute members).

Source: Company Reports (annual report Dec 2014, quarterly report Q3 Sep 2015), Company data

EXHIBIT 9

Corporate Governance Chart



Source: Company Report (annual report Dec 2014)

Company History

SpareBank 1 Nord-Norge (known before May 2008 as Sparebanken Nord-Norge) was created via a series of mergers and acquisitions over 1989–92, starting with the merger of Sparebanken Nord and Tromsø Sparebank in 1989, followed by the acquisitions of Nordkapp Sparebank in 1991 and Sparebanken Nordland in 1992. The bank's roots, however, can be traced back to 1836 and the establishment of Tromsø Sparebank.

In 1996, SpareBank 1 Nord-Norge co-founded the SpareBank 1 Alliance with three other Norwegian savings banks in response to increasing competitive pressures within the Norwegian banking sector. The alliance was later extended to include other members. The alliance is coordinated through SpareBank 1 Gruppen AS, which is collectively owned by SpareBank 1 SR-Bank ASA, SpareBank 1 SMN, SpareBank 1 Nord-Norge, Bank 1 Oslo Akershus, Samarbeidende Sparebanker AS, Sparebanken Hedmark, and the Norwegian Confederation of Trade Unions and affiliated trade unions.

While there are no legally binding joint or several liability guarantees among the members of the alliance, the members have both commercial and moral obligations if another member is in distress. However, these

are complex, with any member able to veto any decision concerning SpareBank 1 Gruppen AS, a jointly owned financial company of SpareBank 1 members. Nevertheless, the founding members had preferred an alliance to a merger, in light of the strong local ties of each member savings bank. In January 2004, one of the founding members, Sparebanken Vest, left the alliance.

In 2000, SpareBank 1 Gruppen acquired Vår Bank. Each member bank integrated operations with the Vår Bank units within its own region, while Vår Bank's operations in Oslo were maintained as part of a group branch, currently known as Bank 1 Oslo Akershus AS. In January 2010, Bank 1 Oslo Akershus AS was separated from SpareBank 1 Gruppen AS, and is now directly owned by the SpareBank 1 banks and the Norwegian Confederation of Trade Unions. SpareBank 1 Nord-Norge acquired 19.5% of the shares in Bank 1 Oslo Akershus AS.

In January 2013, the bank agreed to sell its stake in Bank 1 Oslo Akershus AS to Sparebanken Hedmark, reducing its stake in Bank 1 Oslo Akershus AS to 4.8% from 19.5%. The transaction was approved by the Norwegian Ministry of Finance in March 2013.

In May 2008, SpareBank 1 Nord-Norge acquired 10% of Russia-based Bank Tavrichesky.

In October 2008, SpareBank 1 Nord-Norge and other banks in the SpareBank 1 Alliance acquired Glitnir Bank ASA (renamed BN Bank ASA in January 2009), a Norway-based mortgage lender, along with its subsidiary Glitnir Factoring (now part of SpareBank 1 Factoring AS) for a total of NOK300 million (€34.9 million). SpareBank 1 Nord-Norge acquired a 20% stake in Glitnir Bank ASA. The acquisition was approved by the authorities in December 2008. In September 2009, it increased its ownership interest by 3.5%.

In the fourth quarter of 2008, the bank entered into an agreement to sell its factoring business to SpareBank 1 Gruppen AS for up to NOK40 million (€4.0 million). The transaction was completed in March 2009, and its factoring subsidiary, SpareBank 1 Nord-Norge Factoring AS, was merged into Sparebank 1 Factoring AS.

In February 2009, SpareBank 1 Nord-Norge increased its stake in the Norwegian travel industry company Hurtigruten ASA to 15.3% from 8.7% by subscribing for 50.0 million shares in a share issue. Following Hurtigruten ASA's subsequent share issue in March 2009 – in which SpareBank 1 Nord-Norge did not participate – the bank's stake was reduced to 12.5%. In November 2009, the bank's stake in Hurtigruten ASA was further reduced to 7.5% and, in the first quarter of 2010, the remaining shares were sold.

Based on the agreement signed with Bank Tavrichesky in May 2008, SpareBank 1 Nord-Norge completed the acquisition of a 75% stake in NW1AB in September 2010.

In November 2011, the bank established the wholly owned subsidiary SNN Økonomihus Holding AS, which owns 60% of SNN Økonomipartner Alta AS (the former Consis Alta AS), an authorised accounting company in Alta. The remaining 40% stake was acquired by SNN Økonomihus Holding AS in September 2012.

SNN Økonomihus Holding AS also acquired Merkantilservice AS (Tromsø) in June 2012. In January 2013, SNN Økonomipartner Alta AS, SNN Økonomihus Holding AS and Merkantilservice AS were merged to form SpareBank 1 Regnskapshuset Nord-Norge AS, a company that provides bookkeeping services.

In the first quarter of 2014, SpareBank 1 Nord-Norge sold the shares in SpareBank 1 Kundesenter AS and SpareBank 1 Verdpapirservice AS to Alliansesamarbeidet SpareBank 1 DA. In the beginning of 2014, the bank also acquired Fredrik Langesg 20 AS, which owned a commercial property in Storgata in Tromsø.

Note: Currency converted using exchange rate of NOK–€0.11618, as of 31 Oct 2008, and NOK–€0.10087, as of 31 Dec 2008
Source: *Company Reports (annual report Dec 2014, Dec 2012, Dec 2011, Dec 2009 and Dec 2007, investor presentation Dec 2008, quarterly report Q1 Mar 2013 and Q1 Mar 2014), Moody's research, www.oanda.com, Company data*

Peer Group

- » Aktia Bank plc
- » Länsförsäkringar Bank AB (publ)
- » Ringkjøbing Landbobank AS
- » SpareBank 1 SMN
- » SpareBank 1 SR-Bank ASA
- » Sparebanken Hedmark
- » Sparebanken Møre
- » Sparebanken Øst
- » Sparebanken Pluss
- » Sparebanken Sogn og Fjordane
- » Sparebanken Sør
- » Sparebanken Vest
- » Fana Sparebank
- » Spar Nord Bank AS
- » Storebrand Bank
- » Sydbank AS

Related Websites and Information Sources

For additional information, please see:

- » the company's website: www.snn.no
- » the regulator's website: www.finanstilsynet.no
- » the central bank's website: www.norges-bank.no

MOODY'S has provided links or references to third-party World Wide Websites or URLs ("Links or References") solely for your convenience in locating related information and services. The websites reached through these Links or References have not necessarily been reviewed by MOODY'S, and are maintained by a third party over which MOODY'S exercises no control. Accordingly, MOODY'S expressly disclaims any responsibility or liability for the content, the accuracy of the information, and/or quality of products or services provided by or advertised on any third-party website accessed via a Link or Reference. Moreover, a Link or Reference does not imply an endorsement of any third party, any website, or the products or services provided by any third party.

Moody's Related Research

Credit Opinion:

- » [SpareBank 1 Nord-Norge](#)

Banking System Outlook:

- » [Norway, July 2015 \(1002627\)](#)

Banking System Profile:

- » [Norway, March 2014 \(166001\)](#)

To access any of these reports, click on the entry above. Note that these references are current as of the date of publication of this report and that more recent reports may be available. All research may not be available to all clients.

Report Number: 186854

Author
Malika Takhtayeva

Editor
Kamin Au

Production Associate
Masaki Shiomi

© 2015 Moody's Corporation, Moody's Investors Service, Inc., Moody's Analytics, Inc. and/or their licensors and affiliates (collectively, "MOODY'S"). All rights reserved.

CREDIT RATINGS ISSUED BY MOODY'S INVESTORS SERVICE, INC. AND ITS RATING AFFILIATES ("MIS") ARE MOODY'S CURRENT OPINIONS OF THE RELATIVE FUTURE CREDIT RISK OF ENTITIES, CREDIT COMMITMENTS, OR DEBT OR DEBT-LIKE SECURITIES, AND CREDIT RATINGS AND RESEARCH PUBLICATIONS PUBLISHED BY MOODY'S ("MOODY'S PUBLICATIONS") MAY INCLUDE MOODY'S CURRENT OPINIONS OF THE RELATIVE FUTURE CREDIT RISK OF ENTITIES, CREDIT COMMITMENTS, OR DEBT OR DEBT-LIKE SECURITIES. MOODY'S DEFINES CREDIT RISK AS THE RISK THAT AN ENTITY MAY NOT MEET ITS CONTRACTUAL, FINANCIAL OBLIGATIONS AS THEY COME DUE AND ANY ESTIMATED FINANCIAL LOSS IN THE EVENT OF DEFAULT. CREDIT RATINGS DO NOT ADDRESS ANY OTHER RISK, INCLUDING BUT NOT LIMITED TO: LIQUIDITY RISK, MARKET VALUE RISK, OR PRICE VOLATILITY. CREDIT RATINGS AND MOODY'S OPINIONS INCLUDED IN MOODY'S PUBLICATIONS ARE NOT STATEMENTS OF CURRENT OR HISTORICAL FACT. MOODY'S PUBLICATIONS MAY ALSO INCLUDE QUANTITATIVE MODEL-BASED ESTIMATES OF CREDIT RISK AND RELATED OPINIONS OR COMMENTARY PUBLISHED BY MOODY'S ANALYTICS, INC. CREDIT RATINGS AND MOODY'S PUBLICATIONS DO NOT CONSTITUTE OR PROVIDE INVESTMENT OR FINANCIAL ADVICE, AND CREDIT RATINGS AND MOODY'S PUBLICATIONS ARE NOT AND DO NOT PROVIDE RECOMMENDATIONS TO PURCHASE, SELL, OR HOLD PARTICULAR SECURITIES. NEITHER CREDIT RATINGS NOR MOODY'S PUBLICATIONS COMMENT ON THE SUITABILITY OF AN INVESTMENT FOR ANY PARTICULAR INVESTOR. MOODY'S ISSUES ITS CREDIT RATINGS AND PUBLISHES MOODY'S PUBLICATIONS WITH THE EXPECTATION AND UNDERSTANDING THAT EACH INVESTOR WILL, WITH DUE CARE, MAKE ITS OWN STUDY AND EVALUATION OF EACH SECURITY THAT IS UNDER CONSIDERATION FOR PURCHASE, HOLDING, OR SALE.

MOODY'S CREDIT RATINGS AND MOODY'S PUBLICATIONS ARE NOT INTENDED FOR USE BY RETAIL INVESTORS AND IT WOULD BE RECKLESS FOR RETAIL INVESTORS TO CONSIDER MOODY'S CREDIT RATINGS OR MOODY'S PUBLICATIONS IN MAKING ANY INVESTMENT DECISION. IF IN DOUBT YOU SHOULD CONTACT YOUR FINANCIAL OR OTHER PROFESSIONAL ADVISER.

ALL INFORMATION CONTAINED HEREIN IS PROTECTED BY LAW, INCLUDING BUT NOT LIMITED TO, COPYRIGHT LAW, AND NONE OF SUCH INFORMATION MAY BE COPIED OR OTHERWISE REPRODUCED, REPACKAGED, FURTHER TRANSMITTED, TRANSFERRED, DISSEMINATED, REDISTRIBUTED OR RESOLD, OR STORED FOR SUBSEQUENT USE FOR ANY SUCH PURPOSE, IN WHOLE OR IN PART, IN ANY FORM OR MANNER OR BY ANY MEANS WHATSOEVER, BY ANY PERSON WITHOUT MOODY'S PRIOR WRITTEN CONSENT.

All information contained herein is obtained by MOODY'S from sources believed by it to be accurate and reliable. Because of the possibility of human or mechanical error as well as other factors, however, all information contained herein is provided "AS IS" without warranty of any kind. MOODY'S adopts all necessary measures so that the information it uses in assigning a credit rating is of sufficient quality and from sources MOODY'S considers to be reliable including, when appropriate, independent third-party sources. However, MOODY'S is not an auditor and cannot in every instance independently verify or validate information received in the rating process or in preparing the Moody's Publications.

To the extent permitted by law, MOODY'S and its directors, officers, employees, agents, representatives, licensors and suppliers disclaim liability to any person or entity for any indirect, special, consequential, or incidental losses or damages whatsoever arising from or in connection with the information contained herein or the use of or inability to use any such information, even if MOODY'S or any of its directors, officers, employees, agents, representatives, licensors or suppliers is advised in advance of the possibility of such losses or damages, including but not limited to: (a) any loss of present or prospective profits or (b) any loss or damage arising where the relevant financial instrument is not the subject of a particular credit rating assigned by MOODY'S.

To the extent permitted by law, MOODY'S and its directors, officers, employees, agents, representatives, licensors and suppliers disclaim liability for any direct or compensatory losses or damages caused to any person or entity, including but not limited to by any negligence (but excluding fraud, willful misconduct or any other type of liability that, for the avoidance of doubt, by law cannot be excluded) on the part of, or any contingency within or beyond the control of, MOODY'S or any of its directors, officers, employees, agents, representatives, licensors or suppliers, arising from or in connection with the information contained herein or the use of or inability to use any such information.

NO WARRANTY, EXPRESS OR IMPLIED, AS TO THE ACCURACY, TIMELINESS, COMPLETENESS, MERCHANTABILITY OR FITNESS FOR ANY PARTICULAR PURPOSE OF ANY SUCH RATING OR OTHER OPINION OR INFORMATION IS GIVEN OR MADE BY MOODY'S IN ANY FORM OR MANNER WHATSOEVER.

Moody's Investors Service, Inc., a wholly-owned credit rating agency subsidiary of Moody's Corporation ("MCO"), hereby discloses that most issuers of debt securities (including corporate and municipal bonds, debentures, notes and commercial paper) and preferred stock rated by Moody's Investors Service, Inc., have, prior to assignment of any rating, agreed to pay to Moody's Investors Service, Inc., for appraisal and rating services rendered by it fees ranging from \$1,500 to approximately \$2,500,000. MCO and MIS also maintain policies and procedures to address the independence of MIS's ratings and rating processes. Information regarding certain affiliations that may exist between directors of MCO and rated entities, and between entities who hold ratings from MIS and have also publicly reported to the SEC an ownership interest in MCO of more than 5%, is posted annually at www.moodys.com under the heading "Investor Relations — Corporate Governance — Director and Shareholder Affiliation Policy."

For Australia only: Any publication into Australia of this document is pursuant to the Australian Financial Services License of MOODY'S affiliate, Moody's Investors Service Pty Limited ABN 61 003 399 657AFSL 336969 and/or Moody's Analytics Australia Pty Ltd ABN 94 105 136 972 AFSL 383569 (as applicable). This document is intended to be provided only to "wholesale clients" within the meaning of section 761G of the Corporations Act 2001. By continuing to access this document from within Australia, you represent to MOODY'S that you are, or are accessing the document as a representative of, a "wholesale client" and that neither you nor the entity you represent will directly or indirectly disseminate this document or its contents to "retail clients" within the meaning of section 761G of the Corporations Act 2001. MOODY'S credit rating is an opinion as to the creditworthiness of a debt obligation of the issuer, not on the equity securities of the issuer or any form of security that is available to retail clients. It would be dangerous for "retail clients" to make any investment decision based on MOODY'S credit rating. If in doubt you should contact your financial or other professional adviser.

For Japan only: Moody's Japan K.K. ("MJKK") is a wholly-owned credit rating agency subsidiary of Moody's Group Japan G.K., which is wholly-owned by Moody's Overseas Holdings Inc., a wholly-owned subsidiary of MCO. Moody's SF Japan K.K. ("MSFJ") is a wholly-owned credit rating agency subsidiary of MJKK. MSFJ is not a Nationally Recognized Statistical Rating Organization ("NRSRO"). Therefore, credit ratings assigned by MSFJ are Non-NRSRO Credit Ratings. Non-NRSRO Credit Ratings are assigned by an entity that is not a NRSRO and, consequently, the rated obligation will not qualify for certain types of treatment under U.S. laws. MJKK and MSFJ are credit rating agencies registered with the Japan Financial Services Agency and their registration numbers are FSA Commissioner (Ratings) No. 2 and 3 respectively.

MJKK or MSFJ (as applicable) hereby disclose that most issuers of debt securities (including corporate and municipal bonds, debentures, notes and commercial paper) and preferred stock rated by MJKK or MSFJ (as applicable) have, prior to assignment of any rating, agreed to pay to MJKK or MSFJ (as applicable) for appraisal and rating services rendered by it fees ranging from JPY200,000 to approximately JPY350,000,000.

MJKK and MSFJ also maintain policies and procedures to address Japanese regulatory requirements.