

CREDIT PROFILE OF SR-BANK

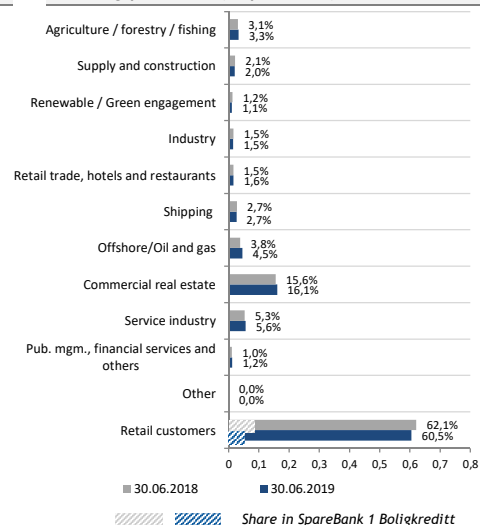
8 August 2019

SR-Bank is a Norwegian savings bank rated A1 / A-

SR-Bank in brief

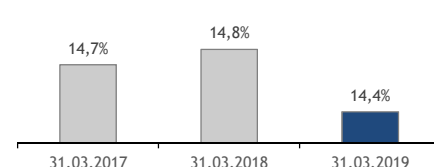
- SR-Bank is a Norwegian bank concentrating on the market in the South of Norway. The Bank traces its roots to 1839 and business lines focus mainly on traditional savings and mortgages.
- SR-Bank is the market leader in the Rogaland county with about 35% market share. Our market share is underpinned by strong brand recognition and local presence. In recent years our presence has continued to grow in the adjacent Hordaland, Oslo and Agder counties.
- SR-Bank has three principal business areas: Retail Division, Corporate Division and Capital Markets Division. In addition, four fully owned subsidiaries, specialize in real estate brokerage, asset management, accounting services and Fintech. SR-Bank is also the owner of the covered bond institution SR-Boligkreditt and a joint owner of the covered bond institutions, SpareBank 1 Boligkreditt and SpareBank 1 Naeringskreditt.
- SR-Bank operates as an independent financial institution within the SpareBank 1 Alliance. The Alliance was formed in 1996 as a strategic partnership with six other regional Norwegian banks in order to realize synergies with regards to expenses, IT solutions, marketing and branding.
- SR-Bank's long-term rating is A1/A- and short term rating is P-1/F2 from Moody's and Fitch. SR-Bank's outlook is stable from Moody's and stable from Fitch.

Lending portfolio (in per cent)



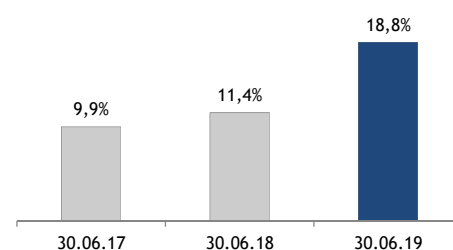
Key figures	Q2 2019	Q2 2018	2018	2017	2016
Net interest margin (%)	1,59	1,51	1,54	1,52	1,48
Net loans to customers (BNOK)	199	179	192	173	158
Impairments on loans (%)	0,03	0,20	0,18	0,33	0,50
Total assets (BNOK)	246	224	234	217	193
Total equity (BNOK)	23,1	19,9	21,6	19,9	18,3

CET1 ratio



Income statement (MNOK)	Q2 2019	Q2 2018	2018	2017	2016
Net interest income	968	842	3.439	3.162	2.871
Net commission and other income	384	370	1.437	1.524	1.443
Net investment income	340	213	569	634	654
Total income	1.692	1.425	5.445	5.320	4.968
Total operating expenses	602	572	2.229	2.167	2.032
Operating profit	1.090	853	3.216	3.153	2.936
Impairments	-19	99	324	543	778
Net profit	900	617	2.296	2.086	1.755

Return on equity

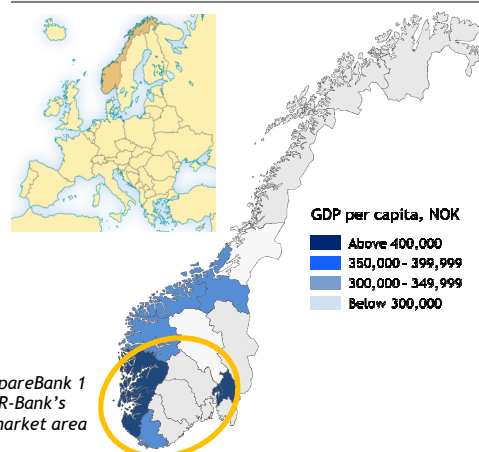


SR-Bank operates in an attractive region of one of Europe's strongest economies

Market characteristics

- The Norwegian economy remains one of the strongest globally, by a number of key metrics;
 - Government surplus expect to be equivalent to 7.6% of GDP
 - Registered unemployment rate of 2.1%
 - GDP 2.2% in 2018, expected growth 2.5% in 2019
 - Sovereign wealth fund exceeding 200% of GDP
 - Second highest GDP per capita in Europe
- SR-Bank is the finance group for the entire South of Norway, where the principal regions is Rogaland, Hordaland, Agder and Oslo & Akershus. This region is Norway's most populous, containing 49% of the country's population.
- Stavanger, the regional capital of Rogaland and SR-Bank's headquarters, is the centre of the Norwegian oil industry. The petroleum sector is simplifying processes and reducing costs to increase profitability. Oil investments on the Norwegian continental shelf are expected rise by up to 10% in 2019. Low interest rates and a weak exchange rate, will contribute to growth in traditional export industries and other sectors as well.
- In addition to the strong commercial development in the region, government infrastructure investments continue to remain significant and are planned to reach 100 - 150 BNOK within the next years.

Geographical focus



Dag Hjelle
Head of Treasury
Tel: +47 51 50 94 37
dag.hjelle@sr-bank.no



Stian Helgoy
Investor Relations
Tel: +47 906 52 173
stian.helgoy@sr-bank.no

SpareBank 1 SR-Bank
Bjergsted Terrasse 1
NO-4066 Stavanger
www.sr-bank.no

CREDIT PROFILE OF SPAREBANK 1 SR-BANK

8 August 2019

SpareBank 1 SR-Bank is a Norwegian savings bank rated A1 / A-

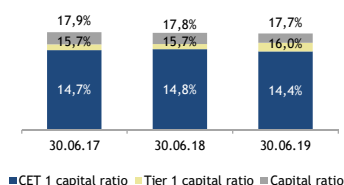
Financial highlights	Measure	30.06.2019	2018	2017
Good earnings from underlying operations and good cost control	Pre-tax profit (MNOK)	2,432	2,892	2,610
	Net interest margin (%)	1,59	1,54	1,52
	Return on equity after tax (%)	18,8	11,3	11,0
Low write-downs on loans and impaired loans	Impairments on loans and financial commitments (% of gross loans)	0,03	0,18	0,33
Continued focus on cost structure and efficiency	Cost ratio	32,5	40,9	40,7
SR-Bank has experienced a solid growth in customers underpinned by strong brand recognition and local presence	Annual growth in loans to customers, gross	7,3	7,6	2,6
	Annual growth in deposits from customers (%)	-3,0	3,6	11,0
Strong capital generation allowed an improved CET 1 while increase in balance sheet	Total assets on balance sheet (BNOK)	246	234	217
	CET 1 capital ratio (%)	14,4	14,7	15,1

Quarterly financial development

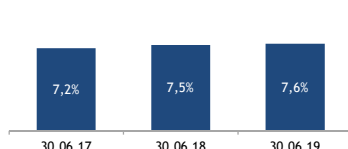


SR-Bank displays high solidity

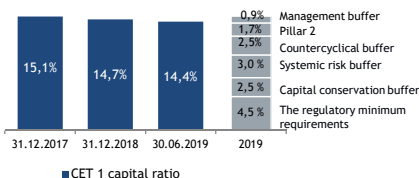
Solvency



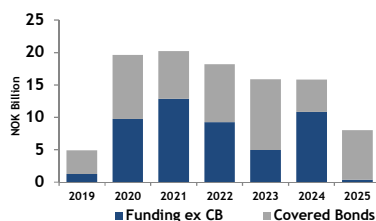
Leverage ratio



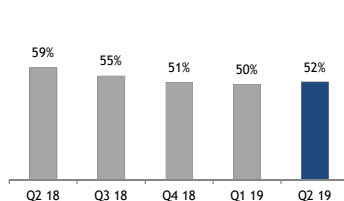
Regulatory capital



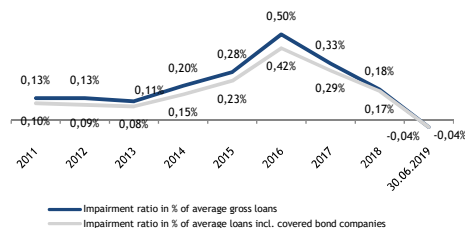
Annual funding maturity



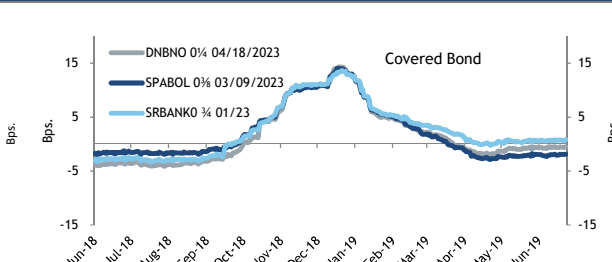
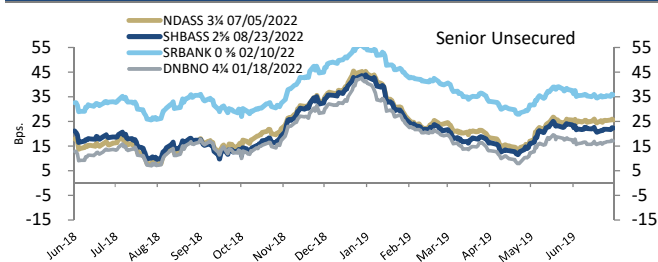
Deposit to loan ratio



Impairments



SR-Bank's outstanding bonds offer pick-up to Nordic peers



Issuer / Ticker	Coupon	Amount	Maturity	ISIN
SR-Bank / SRBANK	2,125%	EUR500mn	03-February-2020	XS0876758664
SR-Bank / SRBANK	2,125%	EUR750mn	14-April-2021	XS1055536251
SR-Bank / SRBANK	0,375%	EUR500mn	10-February-2022	XS1516271290
SR-Bank / SRBANK	0,625%	EUR750mn	25-March-2024	XS1967582831
SR-BOL / SRBANK	0,500%	EUR500mn	28-September-2020	XS1297977115
SR-BOL / SRBANK	0,125%	EUR750mn	8-September-2021	XS1429577791
SR-BOL / SRBANK	0,750%	EUR600mn	18-January-2023	XS1344895450
SR-BOL / SRBANK	0,375%	EUR500mn	3-October-2024	XS1692489583
SR-BOL / SRBANK	0,750%	EUR750mn	17-October-2025	XS1894534343
SR-BOL / SRBANK	2,500%	USD600mn	12-April-2022	XS1596016847
SR-BOL / SRBANK	Nibor3m+34	NOK5.000mn	25-November-2019	NO0010779176
SR-BOL / SRBANK	Nibor3m+35	NOK5.000mn	10-September-2020	NO0010740152
SR-BOL / SRBANK	Nibor3m+29	NOK5.000mn	17-November-2022	NO0010841380
SR-BOL / SRBANK	Nibor3m+29	NOK5.000mn	29-May-2023	NO0010823255

SR-Bank

SR-Boligkreditt