

CREDIT PROFILE OF SR-BANK

6 Aug 2020

SR-Bank is a Norwegian savings bank rated A1

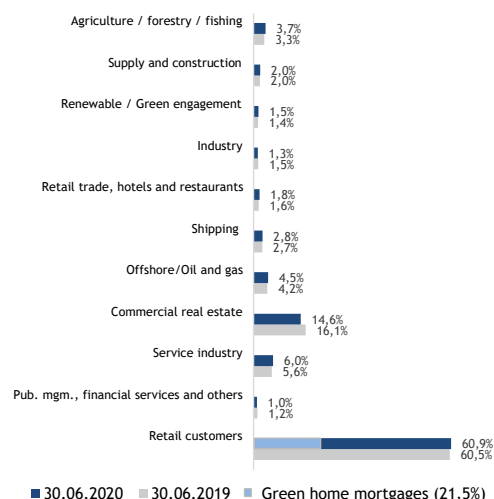
SR-Bank in brief

- SR-Bank is a Norwegian bank concentrating on the market in the South of Norway. The Bank traces its roots to 1839 and business lines focus mainly on traditional savings and mortgages.
- SR-Bank is the market leader in the Rogaland county with about 35% market share. Our market share is underpinned by strong brand recognition and local presence. In recent years our presence has continued to grow in the adjacent Vestland, Oslo and Agder.
- SR-Bank has three principal business areas: Retail Division, Corporate Division and Capital Markets Division. In addition, five fully owned subsidiaries, specialize in real estate brokerage, asset management, accounting services, crowdfunding and Fintech. SR-Bank is also the owner of the covered bond institution SR-Boligkreditt.
- SR-Bank operates as an independent financial institution within the SpareBank 1 Alliance. The Alliance was formed in 1996 as a strategic partnership with six other regional Norwegian banks in order to realize synergies with regards to expenses, IT solutions, marketing and branding.
- SR-Bank's long-term rating is A1 and short term rating is P-1 from Moody's. SR-Bank's outlook is stable from Moody's.

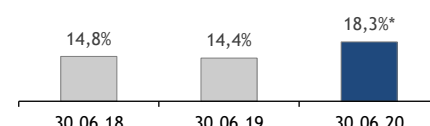
Key figures	Q2 2020	Q2 2019	2019	2018	2017
Net interest margin (%)	1,50	1,58	1,61	1,54	1,52
Net loans to customers (BNOK)	214	199	207	192	173
Impairments on loans (%)	1,56	-0,04	0,12	0,18	0,33
Total assets (BNOK)	279	246	256	234	217
Total equity (BNOK)	25,2	23,1	24,8	21,6	19,9

Income statement (MNOK)	Q2 2020	Q2 2019	2019	2018	2017
Net interest income	1.026	968	3.987	3.439	3.162
Net commission and other income	344	384	1.416	1.437	1.524
Net investment income	297	340	1.127	569	634
Total income	1.667	1.692	6.530	5.445	5.320
Total operating expenses	570	602	2.478	2.229	2.167
Operating profit	1.097	1.090	4.052	3.216	3.153
Impairments	831	-19	235	324	543
Net profit	256	900	3.124	2.296	2.086

Lending portfolio (in per cent)

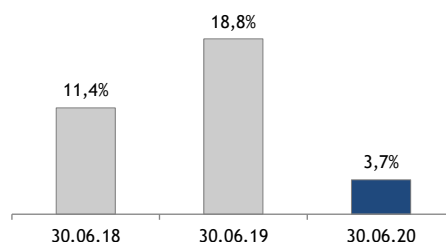


CET 1 capital ratio



*At this time no dividend will be paid for 2019.

Return on equity

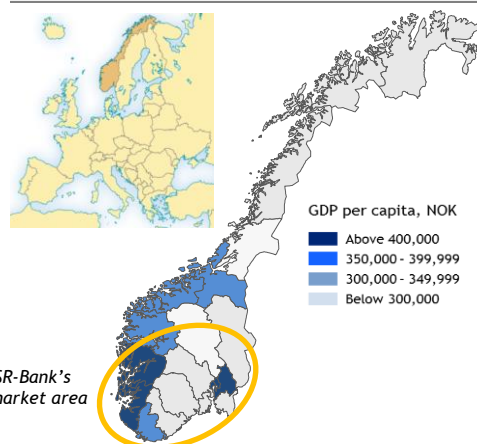


SR-Bank operates in an attractive region of one of Europe's strongest economies

Market characteristics

- The Norwegian economy remains one of the strongest globally. Given both the low oil prices and the ongoing Covid-19 situation, uncertainty remains about how both the Norwegian and the global economy will develop. The Norwegian state is particularly well-equipped to contribute financially, and extensive measures aimed at both the private sector and business will mitigate the effects of the Covid-19 outbreak.
- SR-Bank is the finance group for the entire South of Norway, where the principal regions is Rogaland, Vestland, Agder, Oslo & Viken. This region is Norway's most populous, containing 49% of the country's population.
- Stavanger, the regional capital of Rogaland and SR-Bank's headquarters, is the centre of the Norwegian oil industry. The petroleum sector is simplifying processes and reducing costs to increase profitability. Low interest rates and a weak exchange rate, will contribute to growth in traditional export industries and other sectors as well.
- In addition to the strong commercial development in the region, government infrastructure investments continue to remain significant and are planned to reach 100 - 150 BNOK within the next years.

Geographical focus



Dag Hjelle
Head of Treasury
Tel: +47 51 50 94 37
dag.hjelle@sr-bank.no



Stian Helgøy
Investor Relations
Tel: +47 906 52 173
stian.helgoy@sr-bank.no

SpareBank 1 SR-Bank
Christen Tranes Gate 35
NO-4007 Stavanger

CREDIT PROFILE OF SPAREBANK 1 SR-BANK

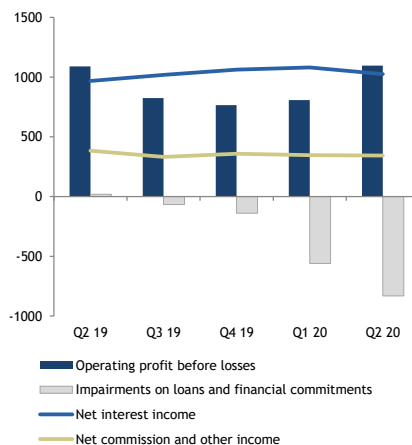
6 Aug 2020

SR-Bank is a Norwegian savings bank rated A1 / A-

Financial highlights	Measure	30.06.2020	2019	2018
Good earnings from underlying operations and good cost control, but increased impairments in 2020 affected by Covid-19 and low oil price	Pre-tax profit (MNOK)	513	3.817	2.892
	Net interest margin (%)	1,57	1,61	1,54
	Return on equity after tax (%)	3,7	14,0	11,3
Increased write-downs on loans and impaired loans	Impairments on loans and financial commitments (% of gross loans)	1,32	0,12	0,18
Continued focus on cost structure and efficiency	Cost ratio	37,9	37,9	40,9
SR-Bank has experienced a solid growth in customers underpinned by strong brand recognition and local presence	Annual growth in loans to customers, gross	5,4	4,9	7,6
	Annual growth in deposits from customers (%)	8,3	4,3	3,6
Strong capital generation allowed an improved CET 1 while increase in balance sheet	Total assets on balance sheet (BNOK)	279	256	234
	CET 1 capital ratio (%)	18,3*	17,0	14,7

*At this time no dividend will be paid for 2019.

Quarterly financial development

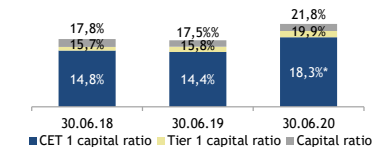


SR-Bank displays high solidity

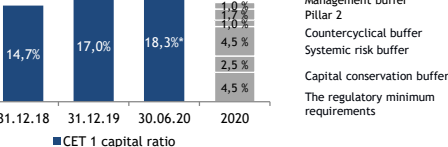
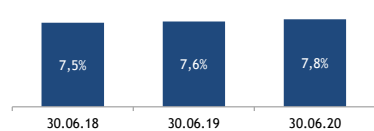
Solvency

Leverage ratio

Regulatory capital



*At this time no dividend will be paid for 2019.

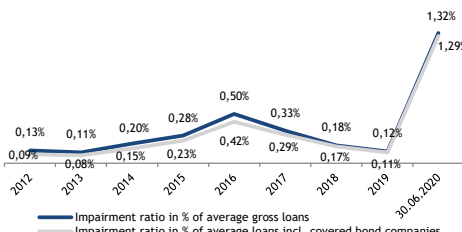
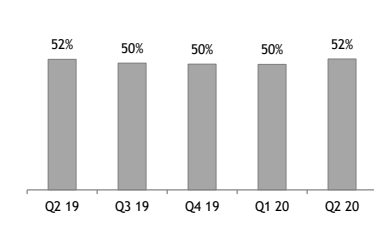
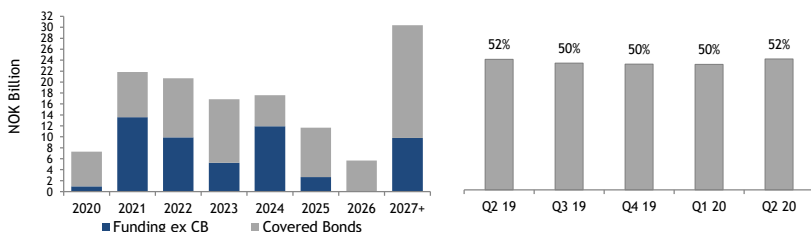


*At this time no dividend will be paid for 2019.

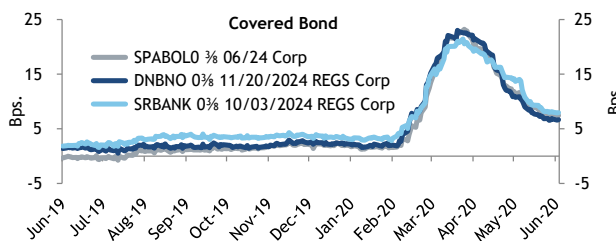
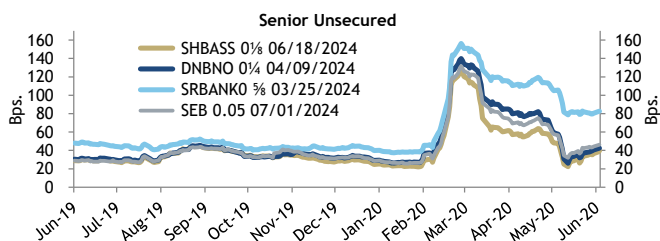
Annual funding maturity

Deposit to loan ratio

Impairments



SR-Bank's outstanding bonds offer pick-up to Nordic peers



Issuer / Ticker	Coupon	Amount	Maturity	ISIN
SR-Bank / SRBANK	2,125%	EUR750mn	14-April-2021	XS1055536251
SR-Bank / SRBANK	0,375%	EUR500mn	10-February-2022	XS1516271290
SR-Bank / SRBANK	0,625%	EUR750mn	25-March-2024	XS1967582831
SR-BOL / SRBANK	0,500%	EUR500mn	28-September-2020	XS1297977115
SR-BOL / SRBANK	0,125%	EUR750mn	8-September-2021	XS1429577791
SR-BOL / SRBANK	0,750%	EUR600mn	18-January-2023	XS1344895450
SR-BOL / SRBANK	0,375%	EUR500mn	3-October-2024	XS1692489583
SR-BOL / SRBANK	0,750%	EUR750mn	17-October-2025	XS1894534343
SR-BOL / SRBANK	0,01%	EUR500mn	08-October-2026	XS2063288190
SR-BOL / SRBANK	0,01%	EUR750mn	26-June-2027	XS2194373077
SR-BOL / SRBANK	0,01%	EUR500mn	25-February-2030	XS2124046678
SR-BOL / SRBANK	2,500%	USD600mn	12-April-2022	XS1596016847
SR-BOL / SRBANK	Nibor3m+35	NOK5.000mm	10-September-2020	NO0010740152
SR-BOL / SRBANK	Nibor3m+29	NOK5.000mm	17-November-2022	NO0010841380
SR-BOL / SRBANK	Nibor3m+29	NOK5.000mm	29-May-2023	NO0010823255