

CREDIT OPINION

16 July 2021

Update

✓ Rate this Research

RATINGS

SpareBank 1 Østlandet

Domicile	Hamar, Norway
Long Term CRR	Aa3
Type	LT Counterparty Risk Rating - Fgn Curr
Outlook	Not Assigned
Long Term Debt	Aa3
Type	Senior Unsecured - Fgn Curr
Outlook	Stable
Long Term Deposit	Aa3
Type	LT Bank Deposits - Fgn Curr
Outlook	Stable

Please see the [ratings section](#) at the end of this report for more information. The ratings and outlook shown reflect information as of the publication date.

Contacts

Katarzyna Szymanska +44.20.7772.1047
Associate Analyst
katarzyna.szymanska@moodys.com

Simon James Robin +44.20.7772.5347
Ainsworth
Associate Managing Director
simon.ainsworth@moodys.com

Sean Marion +44.20.7772.1056
MD-Financial Institutions
sean.marion@moodys.com

SpareBank 1 Østlandet

Update following rating action and publication of new Banks Methodology

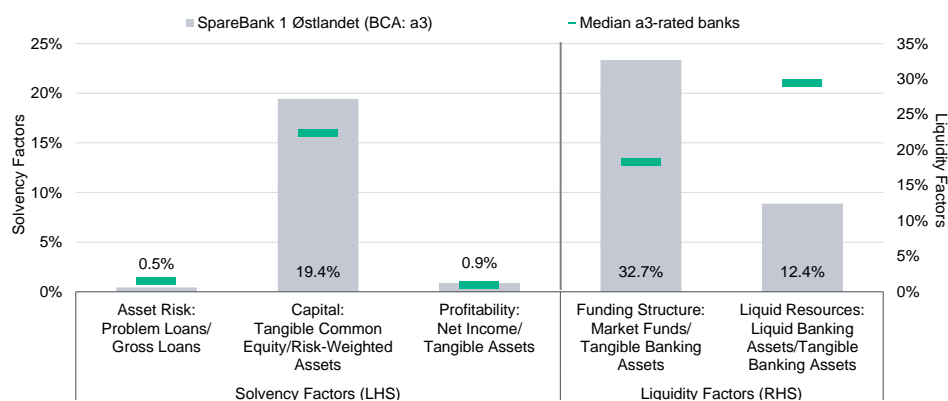
Summary

SpareBank 1 Østlandet's long-term deposit and senior unsecured debt ratings of Aa3 take into account the bank's baseline credit assessment (BCA) of a3, and also our loss given failure (LGF) analysis incorporating the bank's upcoming MREL requirement which leads to three-notches of rating uplift from its BCA. SpareBank 1 Østlandet's BCA of a3 primarily reflects the bank's particularly resilient asset quality and profitability as well as solid capital metrics, which enable it to weather the current challenges in the economy due to the coronavirus.

The bank has high levels of capital with a common equity Tier 1 (CET1) ratio of 17.8% as of 31 March 2021 providing a strong loss absorbing capacity. This is supported by the bank's very strong asset quality, with problem loans at only 0.4% of gross loans (including loans transferred to the covered bond companies) in March 2021. Our assessment is balanced by the relatively high level of capital markets funding, a common feature among savings banks in Norway, and also some credit concentrations towards the commercial real-estate sector.

Exhibit 1

Rating Scorecard - Key Financial Ratios



These are our Banks methodology scorecard ratios. Asset risk and profitability reflect the weaker of either the three-year average and latest annual figure. Capital is the latest reported figure. Funding structure and liquid resources reflect the latest fiscal year end figures.

Source: Moody's Financial Metrics

Credit strengths

- » SpareBank 1 Østlandet's ratings are supported by its Very Strong- Macro Profile
- » Solid capital levels provide a good loss absorption buffer
- » Asset risk metrics are strong on the back of relatively low credit risk retail mortgage portfolio
- » Large volume of deposits and junior debt resulting in deposit ratings benefiting from a very low loss-given-failure rate

Credit challenges

- » Similar to other Norwegian savings banks, the bank's ratings are constrained by its relatively narrow geographic focus and high credit concentration in CRE.
- » The bank's funding profile is underpinned by relatively high reliance on market funding but also a sizeable deposit base and sound liquidity
- » Mortgage margin pressure and higher impairments challenged the bank's profitability in 2020, although its core earnings will be sustained going forward

Outlook

The bank's deposit and debt ratings carry a stable outlook balancing its robust financial performance with downside risks stemming from its dependence on market funding and real-estate and home prices, especially in the Oslo region.

SpareBank 1 Ostlandet's junior senior unsecured debt rating is on review for upgrade following change in Moody's Banks methodology. During the review period we will consider whether the bank's future funding and capital plans will deliver sufficient volumes of subordinated loss-absorbing instruments to reduce the loss severity of junior senior creditors by the end 2023.

Factors that could lead to an upgrade

Upward rating pressure will develop if SpareBank 1 Østlandet demonstrates: (1) Strong sustainable asset quality and low impairments in its retail and corporate books; (2) comfortable liquidity combined with solid capitalisation on an on-going basis; and/or (3) stronger earnings generation without an increase in its risk profile combined with an improved normalised cost-to-income ratio.

Furthermore, for the junior senior unsecured debt rating, during the review period the rating could be upgraded by one notch. The rating upgrade is subject to the bank's funding plans and capital planning in combination with the application of Moody's Advanced forward-looking LGF analysis on the bank's liability structure.

Factors that could lead to a downgrade

Future downward rating pressure could arise if: (1) SpareBank 1 Østlandet's problem loan ratio and impairments increase significantly above its similarly-rated peers; (2) financing conditions become more difficult impairing its ability to raise low-cost market funding; (3) its risk profile increases, as a result of increased exposures to more volatile sectors resulting in asset quality deterioration; (4) the macroeconomic environment deteriorates, leading to adverse developments in the Norwegian real-estate market and to a lower Macro Profile; and/or (5) the actual issuance of MREL-eligible securities is lower than our expectation, leading to a change in our advanced LGF analysis.

This publication does not announce a credit rating action. For any credit ratings referenced in this publication, please see the ratings tab on the issuer/entity page on www.moody's.com for the most updated credit rating action information and rating history.

Key indicators

Exhibit 2

SpareBank 1 Østlandet (Consolidated Financials) [1]

	03-21 ²	12-20 ²	12-19 ²	12-18 ²	12-17 ²	CAGR/Avg. ³
Total Assets (NOK Billion)	197.4	191.8	177.6	164.0	146.9	9.5 ⁴
Total Assets (USD Million)	23,118.9	22,406.2	20,206.2	18,939.5	17,959.0	8.1 ⁴
Tangible Common Equity (NOK Billion)	15.8	15.6	14.7	13.6	12.1	8.4 ⁴
Tangible Common Equity (USD Million)	1,847.7	1,826.9	1,678.3	1,571.5	1,483.4	7.0 ⁴
Problem Loans / Gross Loans (%)	0.4	0.3	0.3	0.3	0.4	0.4 ⁵
Tangible Common Equity / Risk Weighted Assets (%)	19.4	19.4	18.9	18.1	17.6	18.7 ⁶
Problem Loans / (Tangible Common Equity + Loan Loss Reserve) (%)	4.5	3.0	3.0	3.3	4.3	3.6 ⁵
Net Interest Margin (%)	1.4	1.4	1.5	1.6	1.7	1.5 ⁵
PPI / Average RWA (%)	2.4	2.3	2.4	2.1	1.9	2.2 ⁶
Net Income / Tangible Assets (%)	0.9	0.8	1.1	0.9	0.8	0.9 ⁵
Cost / Income Ratio (%)	50.5	50.8	51.4	54.5	60.4	53.5 ⁵
Market Funds / Tangible Banking Assets (%)	33.2	32.7	33.4	33.8	31.2	32.9 ⁵
Liquid Banking Assets / Tangible Banking Assets (%)	14.2	12.4	11.5	11.0	8.1	11.5 ⁵
Gross Loans / Due to Customers (%)	185.8	188.4	192.0	196.0	196.3	191.7 ⁵

[1] All figures and ratios are adjusted using Moody's standard adjustments. [2] Basel III - fully loaded or transitional phase-in; IFRS. [3] May include rounding differences because of the scale of reported amounts. [4] Compound annual growth rate (%) based on the periods for the latest accounting regime. [5] Simple average of periods for the latest accounting regime. [6] Simple average of Basel III periods.

Sources: Moody's Investors Service and company filings

Profile

SpareBank 1 Østlandet is a leading Norwegian regional savings bank that provides retail and corporate financial products and services, from loans and deposit facilities to insurance, pension, payment, leasing, real estate brokerage and accounting services. As of 31 March 2021, it had consolidated assets (including loans transferred to covered bond companies) of NOK199 billion (or around €19.9 billion).

Recent developments

Recovery solidifies in the US and Europe, while emerging markets face multiple risks. Disparities in controlling the COVID-19 pandemic and in levels of policy support are resulting in an asynchronous global economic recovery. Although we expect significantly stronger global economic activity this year than last year, the recovery is multispeed and diverging across and within advanced and emerging market countries. But the effects on individual businesses, sectors and regions continue to be uneven, and the COVID-19 crisis will endure as a challenge to the world's economies.

Downside risks to our forecasts for advanced economies have receded but timing and pace of expansion is closely tied to policy support and continued progress with vaccinations. Progress of vaccinations in Norway, broadly in line with the EU, appears close to breaking the cycle of infections, notwithstanding risks of new variants. We expect the Norwegian mainland economy (excluding any oil-related activity) to rebound by 3.2% in 2021 after contracting by 0.8% in 2020. Unemployment, which peaked in March 2020 at 10.6% according the Norwegian Labour and Welfare Administration, has declined to 4.0% as of April 2021.

In April we changed our outlook on the Norwegian banking system to stable from negative. This reflects our expectation that the Norwegian economy will recover strongly in 2021 after a coronavirus-induced downturn last year, exacerbated by a fall in oil prices. Norwegian banks will maintain good asset quality, as well as strong capitalisation and solid profitability. Their dependence on market funding will remain high, although offset by ample liquidity.

Detailed credit considerations

Norway's 'Very Strong-' Macro Profile remains supportive towards the bank's stand alone credit profile

Norway's operating environment is improving supported by a strong economic recovery in 2021 after the coronavirus-induced downturn last year. The anticipated pace of recovery, faster than that of most European peers, reflects a combination of improving consumer demand as lockdown restrictions ease, continued government support, and rising oil prices.

SpareBank 1 Østlandet operates only in Norway and thus its operating environment is reflected through the 'Very Strong -' Macro Profile we assign for Norway. Norwegian banks benefit from operating in a wealthy and developed country with very high economic, institutional and government financial strength, as well as a very low susceptibility to event risk. Norway has a diversified and growing economy, which demonstrated resilience to the last weakening in the oil sector in 2014-15.

The main risks to the banking system stem from the high level of household debt, elevated real estate prices and domestic banks' extensive use of market funding. However, these risks are mitigated by the strength of households' ability to service debt, banks' adequate capitalisation and the relatively small size of the banking system compared with the total size of the economy.

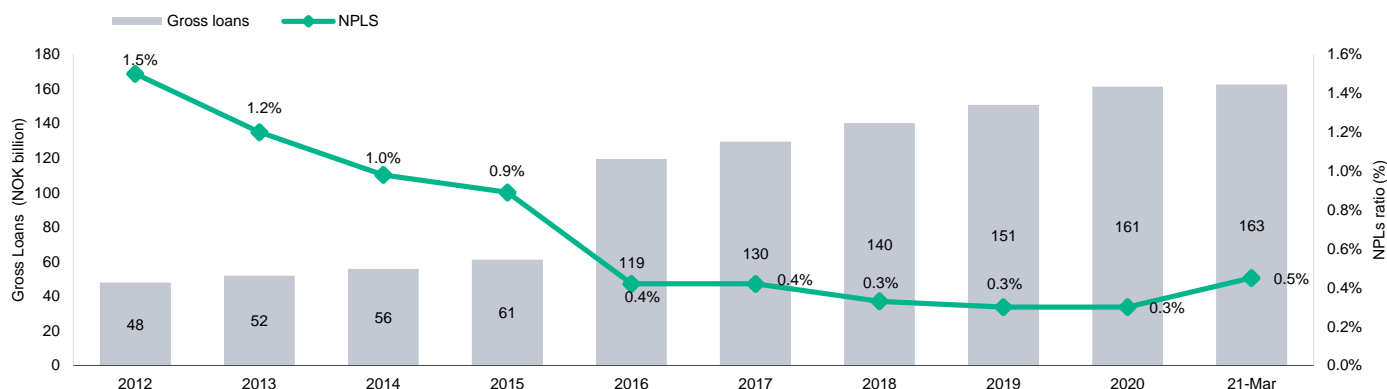
Nonetheless, we expect the Norwegian mainland economy (excluding any oil-related activity) rebound in real GDP to 3.2% in 2021 as the vaccine rollout progresses will allow the government to gradually phaseout some of these temporary measures and narrow the structural non-oil deficit towards 3% of the GPFG in the medium term. Unemployment peaked in March 2020 at 10.6% according to the Norwegian Labour and Welfare administration and most recently stood at 3.3% as of 31 May 2021, although declined more recently, combined with the low economic activity it will inevitably impact banks' credit growth, asset quality and earnings.

Asset risk metrics are strong on the back of relatively low credit risk retail mortgage portfolio

SpareBank 1 Østlandet's asset quality is one of the strongest among Norwegian savings banks, with overall problem loans ratio which has been consistently below the market average in the past years and even during the coronavirus outbreak in 2020 (see Exhibit 3). During In March 2021 the bank reported a marginal increase in its problem loan ratio at around 0.45% of gross loans (including covered bond loans) compared to 0.3% in 2020 due to changes in procedures of manually flagging defaults as the bank adopted a new definition of what constitutes a default.

Exhibit 3

SpareBank 1 Østlandet's asset risk metrics



Gross loans include covered bond loans.

Source: Company reports and Moody's Financial Metrics

This favourable credit risk position is mainly driven by the very low default rates in the bank's retail mortgage lending portfolio, with low loan-to-values (LTV) including the Oslo-Akershus region. Around 95% of its book has an LTV below 70%, compared to 85% maximum LTV allowed by the mortgage regulation and 75% LTV legal requirement for a covered bond pool. We also note that the bank refrained from using extensively the temporarily increased flexibility to lend outside these limits (to 20% of total lending from previous 8% and 10% for Oslo and the rest of country respectively) granted by the authorities, to help mitigate the impact of the coronavirus crisis.

The bank's total loan book is geared towards retail borrowers, mostly residential mortgages, accounting for around 74% of gross loans, including loans transferred to the covered bond companies, with no exposure to the oil sector as of 31 March 2021. This supports the bank's asset quality, limiting the downside risks from credit impairments, given the traditionally very low loss rates for residential mortgages in Norway and higher resilience to the current coronavirus-induced economic downturn. Accordingly, problem loans ratio has been historically low and an important positive rating driver for the bank, while the fact that it provided payment holidays (3 to 6-month interest only) to approximately NOK10.2 billion of loans (or only around 6.5% of total gross loans as of June 2020) only a

small fraction was still on these terms at end 2020, which provides an added comfort that its asset quality is unlikely to deteriorate significantly over the next 12-18 months.

Nonetheless, we note that the bank has some concentration in the commercial real estate (CRE) sector which constituted around 10% of gross loans (including covered bond loans). In addition, around 3% of gross loans was towards the building and construction sector as of 31 March 2021. The exposure towards these two sectors, which is common among all Norwegian savings banks, raises somewhat the risk in the bank's credit profile and makes it vulnerable to potential property prices volatility in the market.

The bank's loan loss reserves covered around 63% of problem loans in March 2021 mitigating any downside risks from its existing stock of NPLs. However, we expect a marginal deterioration on the bank's asset quality metrics as Government support measures roll-off during 2021.

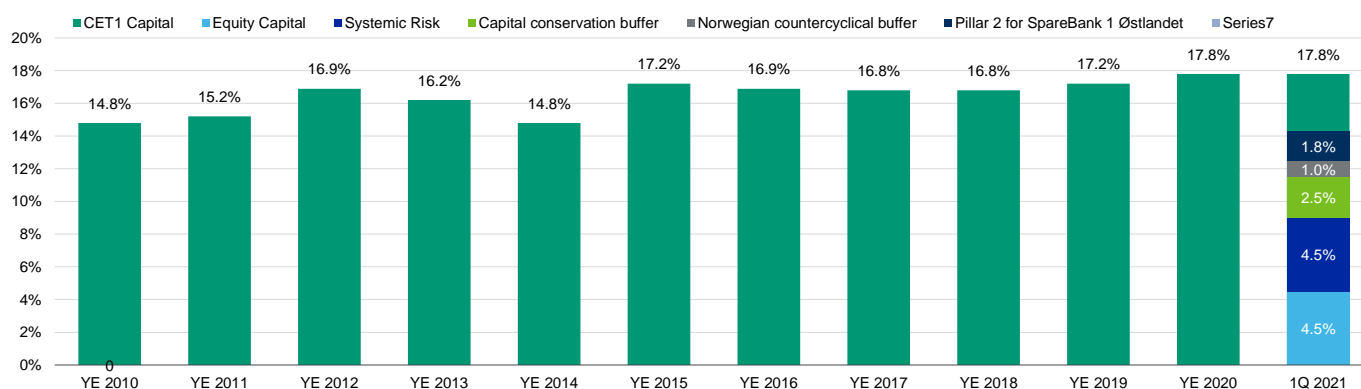
Our Asset Risk Score reflects the strong positioning of the bank but also some downside risks from the bank's exposure to CRE, building and construction sectors, as well as some geographical concentration in its regional home market in the Innlandet county (following the merger between the counties of Hedmark and Oppland on 1 January 2020) and in the Oslo-Akershus region. We make similar adjustments in the asset risk scores of other rated regional savings banks in Norway as well.

Solid capital levels provide a good loss absorption buffer

The bank remains strongly capitalised with a reported common equity Tier 1 (CET1) ratio of 17.8% in March 2021, at the highest level since 2010 (see Exhibit 4) and with ample buffer above its current requirement of 14.3%. In response to the global coronavirus outbreak and resulting economic stress, the Norwegian FSA has revised banks' capital requirements during the first quarter of 2020. Accordingly, the countercyclical capital buffer requirement has been lowered by 150 basis points to allow more flexibility, while banks were requested to reconsider their dividend payments for 2019. However, based on the Ministry of Finance's proposal to neutralise the positive RWAs impact from the transposition of the CRD IV directive into Norwegian law the systemic risk buffer was increased by 1.5% from year-end 2020. Furthermore, the Ministry of Finance has decided that the countercyclical capital buffer requirement for banks shall be increased by 50 basis points to 1.5 percent from 30 June 2022. SpareBank 1 Østlandet also reported a leverage ratio of 7.1% as of 31 March 2021, in line with year-end 2019.

Exhibit 4

SpareBank 1 Østlandet CET1 capital ratio evolution



Source: Company reports and presentations

We note that following the FSA's decision the bank's CET1 ratio also incorporates the consolidation of BN Bank ASA, where the bank has a 9.99% stake, which has a -40 basis points negative impact on its capital metrics. In addition, since Q1 2020 the bank had to increase its estimates for loss given default (LGD) for its corporate portfolio following a decision by the FSA, which also had a negative effect on its capital metrics of around -80 basis points. For the latter FSA decision, the bank has appealed to the Ministry of Finance but has yet to receive a response.

Going forward, we expect the bank to maintain its strong capital position supported by sufficient retained earnings, through a relatively conservative, dividend payout over the next 2-3 years. Sparebankstiftelsen Hedmark (the bank's Foundation) maintains its position

as the largest stakeholder of the bank through a 52% ownership of the total equity capital certificates (ECC), being a long-term and financially strong owner with a recent revision of its bylaws stating that it can reduce its stake to 33% from 51% before. This could potentially attract new strategic investors, given that the bank's ECC shareholders own at the moment around 70% of its total capital.

We believe that the bank has strong capital buffers relative to its peers, which allows it to grow its balance sheet and leverage opportunities in the Oslo-Akershus region where it's currently expanding. Our assigned Capital Score reflects this strength compared to similarly-rated global peers.

Mortgage margin pressure and higher impairments pressured bank's profitability in 2020, although core earnings will be sustained going forward

In response to the economic stress from the coronavirus outbreak the Norges Bank has carried out three rate cuts totaling 150 basis points since March 2020, while prior to this period the key policy rate was on a rising trend. Low loan rates (interest rate adjustment was implemented quicker than the usual 6 weeks notice) coupled with an already fierce competition among Norwegian banks have put pressure on SpareBank 1 Østlandet's net interest margin. However, we expect the bank's margins to stabilise in the second half of the year, despite the intense competition, as Norges Bank indicated that it will start increasing the reference rate in September.

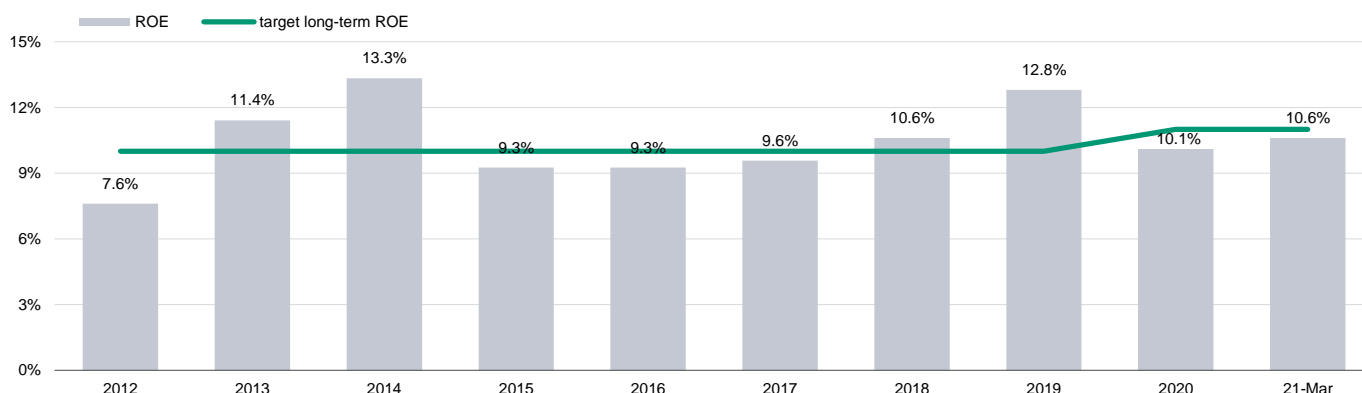
SpareBank 1 Østlandet's reported profit after tax increased significantly to NOK439 million as of 31 March 2021 compared to NOK266 million in the same period last year. The rise in the bottom-line compared to year before was driven by an improved net income from financial instruments (which was negatively affected at the outset of the pandemic) and due to economic recovery and resulting fall in provisioning needs, further supported by NOK18 million in reversals of impairments.

SpareBank 1 Østlandet's main source of earnings is net interest income (including fees from loans transferred to the covered bond companies), which decreased in the first quarter of 2021 by 4% compared to the same period a year earlier. Prior to the coronavirus outbreak, Norges Bank has been increasing interest rates in Norway during 2019, but changed the key policy rate to 0% during first half of 2020. As a result, the bank's reported net interest income and net interest margin (as estimated by net interest income over average assets) came under pressure decreasing to 1.46% in the first quarter of 2021 compared to 1.72% in the same period last year. We expect the bank's net interest margin (NIM) to somewhat recover in 2021 should Norges Bank increase its key policy rate in the second half of 2021.

The bank's annualised credit loss ratio as reflected by its loan loss provisions as a percentage of gross loans (excluding covered bond loans) was -0.1% in the first quarter of 2021, compared to 0.6% cost of risk in Q1 2020 (driven by provisioning write-backs on the back of the validation of its loss models indicating that its LGD estimates were significantly higher than realised loss rates at the time). The higher provisions in 2020 accrued mainly in the first 6 months of 2020 and were mainly in the form of expected credit loss (ECL) model-based provisions (adjusted assumptions for PDs and LGDs, as well as estimated migration of loans to stage 2 from stage 1), and not due to any significant rise in defaults or stage 3 loans. Going forward we expect the provisions to fall in 2021 compared to 2020, as the bank has largely taken on a front-loading approach to provisioning.

We expect the bank's recurring pre-provision profitability to be sustained in the next 12-18 months due to the bank's expanding franchise (loan growth of 4.8% year-on-year excluding covered bond loans) and solid capital base. Although a bit of an outlier, the bank's reported cost-to-income ratio at the end of March 2021 has decreased to 48% from 55% the year earlier. The bank reported a return on equity (RoE) of 10.6% in March 2021, which is higher than the reported 6.9% in March 2020, but lower than the 12.8% recorded in December 2019 and below its long term target that has recently been revised to 11% (see Exhibit 5).

Exhibit 5

SpareBank 1 Østlandet's Return on Equity (RoE)

Note: 2017 and onwards are based on consolidated financials including results from Bank 1 Oslo Akershus. June 2020 RoE is as reported by the bank, prior figures are Moody's adjusted ratio.

Source: Company reports and Moody's Financial Metrics

The bank has a dominant position in the Hedmark region with market share in both retail and corporate of around 50%, and now adds around 11% retail market share and around 2% in SMEs in the Oslo-area. As the fourth largest Norwegian savings bank, SpareBank 1 Østlandet will also have the potential to participate in bigger syndications along with other large banks, and also attract more business from larger borrowers in the market that will further support its revenues.

The bank's funding profile is underpinned by relatively high reliance on market funding but also a sizeable deposit base and sound liquidity

SpareBank 1 Østlandet's funding profile is similar to that of other Norwegian savings banks, with market funding reliance standing at around 33% of total tangible banking assets as of March 2021. This is mainly driven by the issuance of covered bonds, although our market funding ratio includes a standard adjustment to reflect the relative stability of covered bonds compared to other sources of market funding by including just 50% of total covered bonds. We also note that the bank participates in the jointly-owned SpareBank 1 Alliance's €10 billion EMTN program with Euro-denominated bond issues, contributing to a more diversified funding profile. The bank's funding position is also underpinned by a substantial deposit base, which accounts for around 44% of total funding (including covered bonds issued through SpareBank 1 Boligkreditt and SpareBank 1 Næringskreditt), 56% of the bank's deposits are from the retail sector.

SpareBank 1 Østlandet has increasingly used covered bond funding in the past years, which is done through specialized companies it jointly owns together with the other members of SpareBank 1 Alliance (SpareBank 1 Boligkreditt for residential mortgages and SpareBank 1 Næringskreditt for commercial mortgages). As of 31 March 2021, SpareBank 1 Østlandet had transferred retail mortgages worth NOK47.5 billion to SpareBank 1 Boligkreditt and NOK1 billion commercial mortgages to SpareBank 1 Næringskreditt (i.e. equivalent to around 30% of total gross loans including loans transferred to covered bond companies).

Whilst we positively view the diversification benefit of covered bond funding, our assessment of the bank's funding structure reflects our view that SpareBank 1 Østlandet has some reliance on market funds - a common feature at Nordic banks. We also note that during 2020-23, the bank plans to raise around NOK13 billion of senior non-preferred (SNP) bonds (Tier 3 capital), considering the increase of the systemic risk buffer to 4.5% from 3%. These SNP instruments will be eligible for minimum requirement for own funds and eligible liabilities (MREL), with the bank tapping the market last July with an inaugural NOK1 billion issuance. These SNP bonds will not increase the bank's market funding dependence, as it will likely refinance existing senior-preferred bonds that will mature with such MREL-eligible bonds.

SpareBank 1 Østlandet's liquidity position is sound, with liquid assets to total tangible banking assets at around 14%, which in our view is sufficient for the bank to address any contingencies in case of market turbulence. We note that this ratio understates the core liquidity of the bank, given that it does not take into account the liquid assets held by SpareBank 1 Boligkreditt and SpareBank 1 Næringskreditt. Accordingly, we incorporate a positive adjustment in the assigned Liquid Resources Score to reflect the additional source of liquidity stemming from the covered bond companies.

The liquidity reserves consist of cash and deposits with the central bank, senior bonds, government guaranteed bonds, covered bonds (mostly rated Aaa) and limited equity investments. The holdings are mostly Norwegian securities, which could be a source of vulnerability from a concentration risk point of view, but are positive in terms of currency risk. In addition, the bank reported a high liquidity coverage ratio (LCR) of 148% at 31 March 2021 compared to the 100% requirement.

Environmental, social and governance (ESG) considerations

In line with our general view of the banking sector, SpareBank 1 Østlandet has low exposure to Environmental risks and moderate exposure to Social risks. See our [Environmental](#) and [Social](#) risk heatmaps for further information.

SpareBank 1 Østlandet has no exposure to the oil sector, making it more resilient against eventual transition to a low-carbon economy. The bank also engages in green lending aimed at supporting sustainable farming practices, which could further benefit its asset quality. Norway, similar to other countries in the European Union, has policies in place that ensure new housing constructed is energy-efficient, which enables banks to gather mortgages for asset pools for green bond issuances. Such policies also help limit environmental risks for Norwegian banks that have large mortgage lending portfolios. We also note that the bank is strengthening its ESG focus, having one of the best sustainability assessments/rankings from external agencies, and increasingly incorporating ESG considerations in its lending policies and guidelines.

We believe banks face moderate social risks. The most relevant social risks for banks arise from the way they interact with their customers. Social risks are particularly high in the area of data security and customer privacy, which is partly mitigated by sizeable technology investments and banks' long track record of handling sensitive client data. In addition, we regard the coronavirus outbreak as a social risk under our ESG framework, given the substantial implications for public health and safety. See our [social risk heat map](#) for further information.

Governance is highly relevant for SpareBank 1 Østlandet, as it is to all players in the banking industry. Corporate governance weaknesses can lead to a deterioration in a company's credit quality, while governance strengths can benefit its credit profile. Corporate governance remains a key credit consideration and requires ongoing monitoring. However, we currently do not have any governance related concerns over SpareBank 1 Østlandet.

Support and structural considerations

Loss Given Failure and additional notching

The EU Bank Recovery and Resolution Directive (BRRD) has entered into force as of 1 January 2019 in Norway, which confirms our current assumptions regarding LGF analysis. In our advanced LGF analysis, we assume residual tangible common equity of 3% and losses post-failure of 8% of tangible banking assets, a 25% run-off in "junior" wholesale deposits, a 5% run-off in preferred deposits, and assign a 25% probability to deposits being preferred to senior unsecured debt. These metrics are in line with our standard assumptions.

The ratings take into account Moody's forward-looking LGF analysis of the combined entity's volume of deposits and senior unsecured debt, as well as the volume of securities subordinated to them. We take into consideration the expected level of MREL eligible debt issuance of around NOK13 billion by the end of 2023, which results in an assessment of very low loss given failure. This assumption leads to three notches of rating uplift for the bank's senior debt ratings, which is the same uplift afforded for the bank's deposit ratings.

The bank's SNP debt (or junior senior unsecured debt) is placed on review for upgrade. The debt currently benefits from zero additional notches from the bank's BCA (in essence at the same level as its BCA of a3) but during the review period the rating could be upgraded by one notch.

Government Support considerations

SpareBank 1 Østlandet is the fourth largest savings bank in Norway, with presence now in the most important and economically developed region of Oslo-Akershus. In particular Moody's considers the bank to be a vital intermediary in financing the SME sector especially in the agricultural and forestry sectors that are central for the Hedmark region.

Following the implementation of the BRRD law in Norway on 1 January 2019, we assume a low probability of government support for debt and deposits, resulting in no additional notches of rating uplift above their PRA, positioning them at Aa3.

Counterparty Risk Assessment

We assign an Aa3(cr) long term and P-1(cr) short term CR Assessment to SpareBank 1 Østlandet.

SpareBank 1 Østlandet's CR Assessment is positioned at Aa3(cr)/Prime-1(cr), three notches above the bank's adjusted BCA of a3, based on the substantial cushion against default provided to the senior obligations represented by the CRA by subordinated instruments. The main difference with our Advanced LGF approach used to determine instrument ratings is that the CRA captures the probability of default on certain senior obligations, rather than expected loss, therefore we focus purely on subordination and take no account of the volume of the instrument class.

Counterparty Risk Ratings

SpareBank 1 Østlandet's CRR's are Aa3/Prime-1

The CRR is positioned three notches above the adjusted BCA of a3, reflecting the extremely low loss given failure from the high volume of instruments that are subordinated to CRR liabilities.

About Moody's bank Scorecard

Our Scorecard is designed to capture, express and explain in summary form our Rating Committee's judgment. When read in conjunction with our research, a fulsome presentation of our judgment is expressed. As a result, the output of our Scorecard may materially differ from that suggested by raw data alone (though it has been calibrated to avoid the frequent need for strong divergence). The Scorecard output and the individual scores are discussed in rating committees and may be adjusted up or down to reflect conditions specific to each rated entity.

Rating methodology and scorecard factors

Exhibit 6

SpareBank 1 Ostlandet

Macro Factors

Weighted Macro Profile **Very Strong -** **100%**

Factor	Historic Ratio	Initial Score	Expected Trend	Assigned Score	Key driver #1	Key driver #2
Solvency						
Asset Risk						
Problem Loans / Gross Loans	0.4%	aa1	↔	a3	Geographical concentration	Sector concentration
Capital						
Tangible Common Equity / Risk Weighted Assets (Basel III - transitional phase-in)	19.4%	aa1	↔	aa2	Expected trend	
Profitability						
Net Income / Tangible Assets	0.9%	baa1	↔	baa1	Expected trend	
Combined Solvency Score		aa2		a2		
Liquidity						
Funding Structure						
Market Funds / Tangible Banking Assets	32.7%	baa3	↔	baa3		
Liquid Resources						
Liquid Banking Assets / Tangible Banking Assets	12.4%	baa3	↔	baa2	Stock of liquid assets	
Combined Liquidity Score		baa3		baa3		
Financial Profile						
				a3		
Qualitative Adjustments				Adjustment		
Business Diversification				0		
Opacity and Complexity				0		
Corporate Behavior				0		
Total Qualitative Adjustments				0		
Sovereign or Affiliate constraint				Aaa		
BCA Scorecard-indicated Outcome - Range				a2 - baa1		
Assigned BCA				a3		
Affiliate Support notching				0		
Adjusted BCA				a3		

Balance Sheet	in-scope (NOK Million)	% in-scope	at-failure (NOK Million)	% at-failure
Other liabilities	65,653	33.3%	74,575	37.9%
Deposits	87,476	44.4%	78,553	39.9%
Preferred deposits	64,732	32.9%	61,496	31.2%
Junior deposits	22,744	11.5%	17,058	8.7%
Senior unsecured bank debt	33,453	17.0%	33,453	17.0%
Junior senior unsecured bank debt	2,500	1.3%	2,500	1.3%
Dated subordinated bank debt	1,300	0.7%	1,300	0.7%
Preference shares (bank)	650	0.3%	650	0.3%
Equity	5,908	3.0%	5,908	3.0%
Total Tangible Banking Assets	196,940	100.0%	196,940	100.0%

Debt Class	De Jure waterfall		De Facto waterfall		Notching		LGF Notching Guidance vs. Adjusted BCA	Assigned LGF notching	Additional Notching	Preliminary Rating Assessment
	Instrument volume + subordination	Sub-ordination	Instrument volume + subordination	Sub-ordination	De Jure	De Facto				
Counterparty Risk Rating	30.9%	30.9%	30.9%	30.9%	3	3	3	3	0	aa3
Counterparty Risk Assessment	30.9%	30.9%	30.9%	30.9%	3	3	3	3	0	aa3 (cr)
Deposits	30.9%	5.3%	30.9%	22.2%	2	3	2	3	0	aa3
Senior unsecured bank debt	30.9%	5.3%	22.2%	5.3%	2	2	2	3	0	aa3
Junior senior unsecured bank debt	5.3%	4.0%	5.3%	4.0%	-1	-1	-1	0	0	a3
Dated subordinated bank debt	4.0%	3.3%	4.0%	3.3%	-1	-1	-1	-1	0	baa1

Instrument Class	Loss Given Failure notching	Additional notching	Preliminary Rating Assessment	Government Support notching	Local Currency Rating	Foreign Currency Rating
Counterparty Risk Rating	3	0	aa3	0	Aa3	Aa3
Counterparty Risk Assessment	3	0	aa3 (cr)	0	Aa3(cr)	
Deposits	3	0	aa3	0	Aa3	Aa3
Senior unsecured bank debt	3	0	aa3	0	Aa3	Aa3
Junior senior unsecured bank debt	0	0	a3	0	A3 STA Possible Upgrade	
Dated subordinated bank debt	-1	0	baa1	0		(P)Baa1

[1] Where dashes are shown for a particular factor (or sub-factor), the score is based on non-public information.

Source: Moody's Investors Service

Ratings

Exhibit 7

Category	Moody's Rating
SPAREBANK 1 OSTLANDET	
Outlook	Stable
Counterparty Risk Rating	Aa3/P-1
Bank Deposits	Aa3/P-1
Baseline Credit Assessment	a3
Adjusted Baseline Credit Assessment	a3
Counterparty Risk Assessment	Aa3(cr)/P-1(cr)
Issuer Rating	Aa3
Senior Unsecured	Aa3
Junior Senior Unsecured -Dom Curr	A3 ¹
Subordinate MTN	(P)Baa1

[1] Placed under review for possible upgrade on July 13 2021

Source: Moody's Investors Service

© 2021 Moody's Corporation, Moody's Investors Service, Inc., Moody's Analytics, Inc. and/or their licensors and affiliates (collectively, "MOODY'S"). All rights reserved.

CREDIT RATINGS ISSUED BY MOODY'S CREDIT RATINGS AFFILIATES ARE THEIR CURRENT OPINIONS OF THE RELATIVE FUTURE CREDIT RISK OF ENTITIES, CREDIT COMMITMENTS, OR DEBT OR DEBT-LIKE SECURITIES, AND MATERIALS, PRODUCTS, SERVICES AND INFORMATION PUBLISHED BY MOODY'S (COLLECTIVELY, "PUBLICATIONS") MAY INCLUDE SUCH CURRENT OPINIONS. MOODY'S DEFINES CREDIT RISK AS THE RISK THAT AN ENTITY MAY NOT MEET ITS CONTRACTUAL FINANCIAL OBLIGATIONS AS THEY COME DUE AND ANY ESTIMATED FINANCIAL LOSS IN THE EVENT OF DEFAULT OR IMPAIRMENT. SEE APPLICABLE MOODY'S RATING SYMBOLS AND DEFINITIONS PUBLISHED BY MOODY'S ANALYTICS, INC. AND/OR ITS AFFILIATES. MOODY'S CREDIT RATINGS, ASSESSMENTS, OTHER OPINIONS AND PUBLICATIONS DO NOT ADDRESS ANY OTHER RISK, INCLUDING BUT NOT LIMITED TO: LIQUIDITY RISK, MARKET VALUE RISK, OR PRICE VOLATILITY. CREDIT RATINGS, NON-CREDIT ASSESSMENTS ("ASSESSMENTS"), AND OTHER OPINIONS INCLUDED IN MOODY'S PUBLICATIONS ARE NOT STATEMENTS OF CURRENT OR HISTORICAL FACT. MOODY'S PUBLICATIONS MAY ALSO INCLUDE QUANTITATIVE MODEL-BASED ESTIMATES OF CREDIT RISK AND RELATED OPINIONS OR COMMENTARY PUBLISHED BY MOODY'S ANALYTICS, INC. AND/OR ITS AFFILIATES. MOODY'S CREDIT RATINGS, ASSESSMENTS, OTHER OPINIONS AND PUBLICATIONS DO NOT CONSTITUTE OR PROVIDE INVESTMENT OR FINANCIAL ADVICE, AND MOODY'S CREDIT RATINGS, ASSESSMENTS, OTHER OPINIONS AND PUBLICATIONS ARE NOT AND DO NOT PROVIDE RECOMMENDATIONS TO PURCHASE, SELL, OR HOLD PARTICULAR SECURITIES. MOODY'S CREDIT RATINGS, ASSESSMENTS, OTHER OPINIONS AND PUBLICATIONS DO NOT COMMENT ON THE SUITABILITY OF AN INVESTMENT FOR ANY PARTICULAR INVESTOR. MOODY'S ISSUES ITS CREDIT RATINGS, ASSESSMENTS AND OTHER OPINIONS AND PUBLISHES ITS PUBLICATIONS WITH THE EXPECTATION AND UNDERSTANDING THAT EACH INVESTOR WILL, WITH DUE CARE, MAKE ITS OWN STUDY AND EVALUATION OF EACH SECURITY THAT IS UNDER CONSIDERATION FOR PURCHASE, HOLDING, OR SALE.

MOODY'S CREDIT RATINGS, ASSESSMENTS, OTHER OPINIONS, AND PUBLICATIONS ARE NOT INTENDED FOR USE BY RETAIL INVESTORS AND IT WOULD BE RECKLESS AND INAPPROPRIATE FOR RETAIL INVESTORS TO USE MOODY'S CREDIT RATINGS, ASSESSMENTS, OTHER OPINIONS OR PUBLICATIONS WHEN MAKING AN INVESTMENT DECISION. IF IN DOUBT YOU SHOULD CONTACT YOUR FINANCIAL OR OTHER PROFESSIONAL ADVISER.

ALL INFORMATION CONTAINED HEREIN IS PROTECTED BY LAW, INCLUDING BUT NOT LIMITED TO, COPYRIGHT LAW, AND NONE OF SUCH INFORMATION MAY BE COPIED OR OTHERWISE REPRODUCED, REPACKAGED, FURTHER TRANSMITTED, TRANSFERRED, DISSEMINATED, REDISTRIBUTED OR RESOLD, OR STORED FOR SUBSEQUENT USE FOR ANY SUCH PURPOSE, IN WHOLE OR IN PART, IN ANY FORM OR MANNER OR BY ANY MEANS WHATSOEVER, BY ANY PERSON WITHOUT MOODY'S PRIOR WRITTEN CONSENT.

MOODY'S CREDIT RATINGS, ASSESSMENTS, OTHER OPINIONS AND PUBLICATIONS ARE NOT INTENDED FOR USE BY ANY PERSON AS A BENCHMARK AS THAT TERM IS DEFINED FOR REGULATORY PURPOSES AND MUST NOT BE USED IN ANY WAY THAT COULD RESULT IN THEM BEING CONSIDERED A BENCHMARK.

All information contained herein is obtained by MOODY'S from sources believed by it to be accurate and reliable. Because of the possibility of human or mechanical error as well as other factors, however, all information contained herein is provided "AS IS" without warranty of any kind. MOODY'S adopts all necessary measures so that the information it uses in assigning a credit rating is of sufficient quality and from sources MOODY'S considers to be reliable including, when appropriate, independent third-party sources. However, MOODY'S is not an auditor and cannot in every instance independently verify or validate information received in the rating process or in preparing its Publications.

To the extent permitted by law, MOODY'S and its directors, officers, employees, agents, representatives, licensors and suppliers disclaim liability to any person or entity for any indirect, special, consequential, or incidental losses or damages whatsoever arising from or in connection with the information contained herein or the use of or inability to use any such information, even if MOODY'S or any of its directors, officers, employees, agents, representatives, licensors or suppliers is advised in advance of the possibility of such losses or damages, including but not limited to: (a) any loss of present or prospective profits or (b) any loss or damage arising where the relevant financial instrument is not the subject of a particular credit rating assigned by MOODY'S.

To the extent permitted by law, MOODY'S and its directors, officers, employees, agents, representatives, licensors and suppliers disclaim liability for any direct or compensatory losses or damages caused to any person or entity, including but not limited to by any negligence (but excluding fraud, willful misconduct or any other type of liability that, for the avoidance of doubt, by law cannot be excluded) on the part of, or any contingency within or beyond the control of, MOODY'S or any of its directors, officers, employees, agents, representatives, licensors or suppliers, arising from or in connection with the information contained herein or the use of or inability to use any such information.

NO WARRANTY, EXPRESS OR IMPLIED, AS TO THE ACCURACY, TIMELINESS, COMPLETENESS, MERCHANTABILITY OR FITNESS FOR ANY PARTICULAR PURPOSE OF ANY CREDIT RATING, ASSESSMENT, OTHER OPINION OR INFORMATION IS GIVEN OR MADE BY MOODY'S IN ANY FORM OR MANNER WHATSOEVER.

Moody's Investors Service, Inc., a wholly-owned credit rating agency subsidiary of Moody's Corporation ("MCO"), hereby discloses that most issuers of debt securities (including corporate and municipal bonds, debentures, notes and commercial paper) and preferred stock rated by Moody's Investors Service, Inc. have, prior to assignment of any credit rating, agreed to pay to Moody's Investors Service, Inc. for credit ratings opinions and services rendered by it fees ranging from \$1,000 to approximately \$5,000,000. MCO and Moody's Investors Service also maintain policies and procedures to address the independence of Moody's Investors Service credit ratings and credit rating processes. Information regarding certain affiliations that may exist between directors of MCO and rated entities, and between entities who hold credit ratings from Moody's Investors Service and have also publicly reported to the SEC an ownership interest in MCO of more than 5%, is posted annually at www.moody.com under the heading "Investor Relations — Corporate Governance — Director and Shareholder Affiliation Policy."

Additional terms for Australia only: Any publication into Australia of this document is pursuant to the Australian Financial Services License of MOODY'S affiliate, Moody's Investors Service Pty Limited ABN 61 003 399 657 AFSL 336969 and/or Moody's Analytics Australia Pty Ltd ABN 94 105 136 972 AFSL 383569 (as applicable). This document is intended to be provided only to "wholesale clients" within the meaning of section 761G of the Corporations Act 2001. By continuing to access this document from within Australia, you represent to MOODY'S that you are, or are accessing the document as a representative of, a "wholesale client" and that neither you nor the entity you represent will directly or indirectly disseminate this document or its contents to "retail clients" within the meaning of section 761G of the Corporations Act 2001. MOODY'S credit rating is an opinion as to the creditworthiness of a debt obligation of the issuer, not on the equity securities of the issuer or any form of security that is available to retail investors.

Additional terms for Japan only: Moody's Japan K.K. ("MJJK") is a wholly-owned credit rating agency subsidiary of Moody's Group Japan G.K., which is wholly-owned by Moody's Overseas Holdings Inc., a wholly-owned subsidiary of MCO. Moody's SF Japan K.K. ("MSFJ") is a wholly-owned credit rating agency subsidiary of MJJK. MSFJ is not a Nationally Recognized Statistical Rating Organization ("NRSRO"). Therefore, credit ratings assigned by MSFJ are Non-NRSRO Credit Ratings. Non-NRSRO Credit Ratings are assigned by an entity that is not a NRSRO and, consequently, the rated obligation will not qualify for certain types of treatment under U.S. laws. MJJK and MSFJ are credit rating agencies registered with the Japan Financial Services Agency and their registration numbers are FSA Commissioner (Ratings) No. 2 and 3 respectively.

MJJK or MSFJ (as applicable) hereby disclose that most issuers of debt securities (including corporate and municipal bonds, debentures, notes and commercial paper) and preferred stock rated by MJJK or MSFJ (as applicable) have, prior to assignment of any credit rating, agreed to pay to MJJK or MSFJ (as applicable) for credit ratings opinions and services rendered by it fees ranging from JPY125,000 to approximately JPY550,000,000.

MJJK and MSFJ also maintain policies and procedures to address Japanese regulatory requirements.

CLIENT SERVICES

Americas	1-212-553-1653
Asia Pacific	852-3551-3077
Japan	81-3-5408-4100
EMEA	44-20-7772-5454